

# Push-In Fittings

**LF 3000<sup>®</sup> and LF 3200**

**LIQUIfit<sup>®</sup>**

**LF 6270, Optic Fibre**

**Prestomatic**

**LF 3600 and LF 6100**

**LF 3800/LF 3900**







# Principle and Advantages of the Push-In Fitting

The **push-in fitting** is the most intuitive way of connecting tubes to a fitting in order to create a fluid distribution network. Thanks to its **quick installation**, versatility and **exceptional lifespan**, the push-in fitting contributes to improving machine efficiency. Moreover, the advanced patented design of the LF 3000® contributes to reducing **total cost of use**.

## Connection

- Manual connection and disconnection without the use of tools
- Release button available in 5 colours, to identify different circuits



## Assembly

All straight connectors are fitted with an internal hexagon for ease of assembly with the use of an Allen spanner. This enables assembly in restricted spaces.

### Threads



### Close Porting Assembly



Our fittings are designed for internal (above) or external assembly.

## Sealing and 100 % Leak-Tested

The quality of the sealing material, selected specifically for the application, ensures excellent longevity of the fitting. In this way, Parker Legris offers the best return on investment on the market.

### Quality of Design


- Unique and patented sealing technology
- Rigorous selection of materials:  
NBR: ideally suited for compressed air  
EPDM: perfectly suited for food and beverage  
FKM: all fluids and high temperatures
- 100 % leak-tested in the production process

### Benefits of Use

- The lowest leak rate on the market, whatever the temperature and length of use
- Perfectly suited to primary vacuum
- Full bore for optimum flow
- Optimum gripping of tube guaranteed


## Gripping Ring Technology

- Ideal for polymer tubing, even for soft tubing
- Excellent tube guidance
- No tube movement under pressure
- Very compact solution




## Gripping with Collet

- For polymer and grooved metal tubing (groove drawings available on request)
- Resistant to high pressure, excellent lifespan
- Robust solution for harsh environments



## Gripping with Reversed Collet

- For rigid polymer and grooved metal tubing
- Resistant to high pressure
- Excellent durability
- Optimum sealing



# Push-In Fittings

## LF 3000® Push-In Fittings

(P. 1-4)



**Fluids:** compressed air

**Materials:** technical polymer, nickel-plated brass, NBR

**Pressure:** 20 bar

**Temperature:** -20°C to +80°C

**Ø metric:** 3 mm to 16 mm

**Ø inch:** 1/8" to 1/2"

## LF 3200 Push-In Fittings (3 mm)

(P. 1-39)



**Fluids:** compressed air, non-corrosive fluids

**Materials:** chemical nickel-plated brass, NBR

**Pressure:** 20 bar

**Temperature:** -15°C to +80°C

**Ø metric:** 3 mm

## LIQUIfit® Push-In Fittings

(P. 1-44)



**Fluids:** water, beverages, coolants, inert gases

**Materials:** biopolymer, EPDM, nickel-plated brass or stainless steel

**Pressure:** 16 bar

**Temperature:** -10°C to +95°C

**Ø metric:** 4 mm to 12 mm

**Ø inch:** 5/32" to 1/2"

## LF 6270 Connectors for Optic Fibre Networks

(P. 1-73)



**Fluids:** compressed air, industrial water

**Materials:** technical polymer, NBR

**Pressure:** 25 bar

**Temperature:** -20°C to +80°C

**Ø metric:** 5 mm to 14 mm

## Prestomatic Push-In Fittings

(P. 1-83)



**Fluids:** compressed air

**Materials:** technical polymer, brass, NBR

**Pressure:** 25 bar

**Temperature:** -50°C to +100°C

**Ø metric:** 6 mm to 16 mm

## Braking System Adaptors

(P. 1-90)



**Fluids:** compressed air

**Materials:** brass, NBR

**Pressure:** 25 bar

**Temperature:** -40°C to +100°C

## LF 3600 Push-In Fittings

(P. 1-95)



**Fluids:** compressed air, slightly corrosive industrial fluids

**Materials:** high phosphorus nickel-plated brass, FKM

**Pressure:** 30 bar

**Temperature:** -25°C to +150°C

**Ø metric:** 4 mm to 14 mm

## LF 6100 Push-In Fittings

(P. 1-107)



**Fluids:** compressed air, oil, water

**Materials:** brass, NBR

**Pressure:** 60 bar

**Temperature:** -40°C to +120°C

**Ø metric:** 4 mm to 10 mm

## LF 3800/LF 3900 Push-In Fittings

(P. 1-113)



**Fluids:** industrial fluids, chemicals, medical fluids, beverages

**Materials:** stainless steel, FKM

**Pressure:** 30 bar

**Temperature:** -25°C to +150°C

**Ø metric:** 4 mm to 12 mm

**Ø inch:** 3/16" to 1/2"

For more details on these ranges, you will find a selection guide in the "Introduction" section of this catalogue.

# LF 3000® Push-In Fittings Range

## Stud Fittings

### Straights

**3175**  
BSPT/NPT  
Page 1-7



**3101**  
BSPP/Metric  
Page 1-8



**3181**  
Metric  
Page 1-8



**3114**  
BSPP/Metric  
Page 1-9



**3121**  
BSPT/NPT  
Page 1-9



**3131**  
BSPP/Metric  
Page 1-10



### Straights - Inch

**3175**  
NPT/BSPT  
Page 1-7/8



**3121**  
NPT  
Page 1-9



### Elbows

**3109**  
BSPT/NPT  
Page 1-10



**3199**  
BSPP/Metric  
Page 1-11



**3192**  
BSPP  
Page 1-12



**3129**  
BSPT  
Page 1-12



**3169**  
BSPP/Metric  
Page 1-13



**3113**  
BSPT  
Page 1-13



**3133**  
BSPP/Metric  
Page 1-13



### Elbows - Inch

**3109**  
NPT/BSPT  
Page 1-11



### Tees

**3108**  
BSPT  
Page 1-14



**3198**  
BSPP/Metric  
Page 1-14



**3103**  
BSPT  
Page 1-14



**3193**  
BSPP/Metric  
Page 1-15



### Y

**3148**  
BSPT  
Page 1-15



**3158**  
BSPP/Metric  
Page 1-15



**3112**  
BSPT  
Page 1-16



**3132**  
BSPP  
Page 1-16



### Cartridge

**3100**  
Carstick®  
Page 1-16



### Cartridge - Inch

**3100**  
Carstick®  
Page 1-16



## Tube-to-Tube Fittings

### Straight

**3106**  
Page 1-17



### Straight - Inch

**3106**  
Page 1-17



### Elbow

**3102**  
Page 1-17



### Elbow - Inch

**3102**  
Page 1-17



### Tee

**3104**  
Page 1-18



### Tee - Inch

**3104**  
Page 1-18



### Y

**3140**  
Page 1-18



### Cross

**3107**  
Page 1-19



## Bulkhead Connector Fittings

### Straights

**3116**  
Page 1-20



**3146**  
Page 1-20



**3136**  
Page 1-20



### Elbow

**3139**  
Page 1-20



## Multiple Fittings

### Y

**3144**  
Page 1-21



### Tee

**3304**  
Page 1-21



### Elbow

**3306**  
Page 1-21



### Manifold

**3310**  
Page 1-21



# LF 3000® Push-In Fittings Range

## Plug-In Fittings and Accessories

### Elbows

**3182**  
Page 1-22

**3184**  
Page 1-22

**3180**  
Page 1-22

**3182**  
Page 1-22



### Elbows - Inch

**3182**  
Page 1-22

### Tees

**3183**  
Page 1-23

**3188**  
Page 1-23

### Y

**3142**  
Page 1-23

**3143**  
Page 1-23



### Accessories

**3120**  
Page 1-24

**3166**  
Page 1-24

**3168**  
Page 1-24

**3126**  
Page 1-25

**3122**  
Page 1-25

**3151**  
Page 1-25

**3166**  
Page 1-24

**3168**  
Page 1-24

**3126**  
Page 1-25



### Accessories - Inch

## Banjo Fittings

### Banjo Fittings

**3118**  
BSPP/Metric  
Page 1-27

**3018**  
BSPT  
Page 1-27

**3124**  
BSPP/Metric  
Page 1-27

**3149**  
BSPP/Metric  
Page 1-27

**3119**  
BSPP/Metric  
Page 1-27



### Modular Banjo Fittings

**3538**  
Single Body  
Page 1-28

**3539**  
Double Body  
Page 1-28

**3549**  
Y Body  
Page 1-28

**3527**  
BSPP/Metric  
Page 1-29

**3528**  
BSPP/Metric  
Page 1-29

**3529**  
BSPP  
Page 1-29

**3524**  
BSPP/Metric  
Page 1-29



## Multi-Connectors

**3300**  
Page 1-31

**3320**  
Page 1-31

**3321**  
Page 1-31

**3329**  
Page 1-31

**3379**  
Page 1-32

**3381**  
Page 1-32



## Self-Sealing and Oscillating Fittings

### Self-Sealing Fittings

**3391**  
BSPP  
Page 1-35

**3091**  
BSPT  
Page 1-35

**3160**  
Page 1-35

**3159**  
BSPT  
Page 1-35

**3189**  
BSPP/Metric  
Page 1-35



### Oscillating Fittings

## Accessories for Push-In Fittings

**3130**  
Page 1-37

**Clip**  
Page 1-37

**3000 70**  
Page 1-37

**3110**  
Page 1-37

**0178**  
BSPP/Metric  
Page 1-37

**0222**  
BSPP/Metric  
Page 1-37



# LF 3000® Push-In Fittings

The LF 3000® range, with its wide variety of shapes and configurations, allows you to find **the perfect product to meet your needs** and thus **optimise the use** of your equipment.

## Product Advantages

### Extreme Durability for Optimum Profitability

- 40 years of expertise
- Conforms to ISO 14743
- Ideal for vacuum or pressure applications
- Tried-and-tested longevity according to DI 2006/42/CE requirements
- Materials with high resistance
- Durability of product and equipment

### Maximum Machine Efficiency

- 100% leak-tested in production
- Full bore for optimum flow
- Tube fixed during connection, preventing leakage
- Excellent vacuum performance thanks to the patented sealing technology

### Productivity & Maintenance Improvement

- Compact and aesthetic design: reduced dimensions for space-saving
- Lightweight: reduced energy consumption of operating systems
- Parallel threaded fitting with a patented captive O-ring seal
- Maximum flexibility due to the wide product range
- Date coding to guarantee quality and traceability
- Automatic sealing guaranteed, in both static and dynamic applications



Robotics  
Automotive Process  
Pneumatics  
Semi-Conductors  
Textile  
Packaging  
Vacuum

Applications


## Technical Characteristics

<b>Compatible Fluids</b>	Compressed air Other fluids: please consult us
<b>Working Pressure</b>	Vacuum to 20 bar
<b>Working Temperature</b>	-20°C to +80°C

Tightening Torque (daN.m)	Threads								
	M3 x0.5	M5 x0.8	M7 x1	M10 x1	M12 x1.5	G1/8	G1/4	G3/8	G1/2
	0.06	0.16	0.8	0.8	1.1	0.8	1.2	3	3.5

Reliable performance is dependent upon the type of fluid conveyed, component materials and tubing being used.  
Use is guaranteed with a vacuum of 755 mm Hg (99% vacuum).

### Component Materials



### Silicone-free

### Regulations

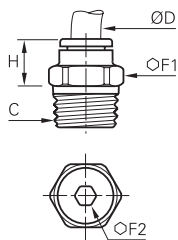
DI: 2006/42/EC test according to ISO 19973-5.  
ISO 14743: Pneumatic fluid power, push-in connectors for thermoplastic tubes

DI: 97/23/EC (PED)  
DI: 2002/95/EC (RoHS), 2011/65/EC  
DI: 1907/2006 (REACH)

# Stud Fittings

## 3175 Stud Fitting, Male BSPT Thread

Nickel-plated brass, NBR

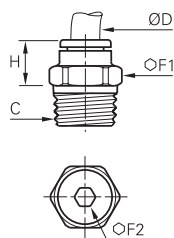


ØD	C		F1	F2	H	Kg
4	R1/8	<a href="#">3175 04 10</a>	10	3	9.5	0.005
	R1/4	<a href="#">3175 04 13</a>	14	3	6.5	0.012
	R3/8	<a href="#">3175 04 17</a>	17	3	8	0.024
6	R1/8	<a href="#">3175 06 10</a>	10	4	11.5	0.005
	R1/4	<a href="#">3175 06 13</a>	14	4	8.5	0.011
	R3/8	<a href="#">3175 06 17</a>	17	4	8.5	0.022
8	R1/2	<a href="#">3175 06 21</a>	21	4	9	0.043
	R1/8	<a href="#">3175 08 10</a>	13	5	20	0.011
	R1/4	<a href="#">3175 08 13</a>	14	6	17	0.014
	R3/8	<a href="#">3175 08 17</a>	17	6	13	0.021
10	R1/2	<a href="#">3175 08 21</a>	21	6	12	0.040
	R1/8	<a href="#">3175 10 10</a>	16	5	22.5	0.017
	R1/4	<a href="#">3175 10 13</a>	16	7	20	0.017
	R3/8	<a href="#">3175 10 17</a>	17	8	16.5	0.019
12	R1/2	<a href="#">3175 10 21</a>	21	8	14	0.036
	R1/4	<a href="#">3175 12 13</a>	19	7	26.5	0.029
	R3/8	<a href="#">3175 12 17</a>	19	9	24	0.028
14	R1/2	<a href="#">3175 12 21</a>	21	10	19.5	0.036
	R3/8	<a href="#">3175 14 17</a>	22	9	28.5	0.044
16	R1/2	<a href="#">3175 14 21</a>	24	10	23.5	0.047
	R3/8	<a href="#">3175 16 17</a>	27	9	32.5	0.068
	R1/2	<a href="#">3175 16 21</a>	27	12	32.5	0.079

Pre-coated thread

## 3175 Stud Fitting, Male NPT Thread

Nickel-plated brass, NBR



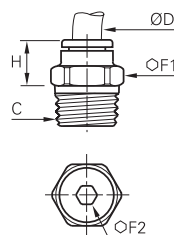
ØD	C		F1	F2	H	Kg
6	NPT1/8	<a href="#">3175 06 11</a>	11	4	11.5	0.006
	NPT1/4	<a href="#">3175 06 14</a>	14	4	8.5	0.013
10	NPT1/4	<a href="#">3175 10 14</a>	16	7	20	0.018
	NPT3/8	<a href="#">3175 10 18</a>	18	8	16.5	0.023
12	NPT1/2	<a href="#">3175 10 22</a>	22	8	14	0.037
	NPT3/8	<a href="#">3175 12 18</a>	19	9	24	0.030
	NPT1/2	<a href="#">3175 12 22</a>	22	10	19.5	0.037

Pre-coated thread

## 3175 Stud Fitting, Male NPT Thread

Inch

Nickel-plated brass, NBR



ØD	C		F1	F2	H	Kg
1/8	NPT1/8	<a href="#">3175 53 11</a>	11	2	7.2	0.006
	NPT1/4	<a href="#">3175 53 14</a>	14	2	8	0.015
1/4	NPT1/8	<a href="#">3175 56 11</a>	11	4	11.9	0.006
	NPT1/4	<a href="#">3175 56 14</a>	14	4	9.4	0.013
	NPT3/8	<a href="#">3175 56 18</a>	18	5	7.6	0.024
3/8	NPT1/8	<a href="#">3175 60 11</a>	16	4	22.7	0.019
	NPT1/4	<a href="#">3175 60 14</a>	16	7	20.5	0.019
1/2	NPT3/8	<a href="#">3175 60 18</a>	18	7	17.5	0.026
	NPT3/8	<a href="#">3175 62 18</a>	22	9.5	25.9	0.047
	NPT1/2	<a href="#">3175 62 22</a>	24	9.5	22.1	0.064

Pre-coated thread

Other products are available upon request; please do not hesitate to consult us.

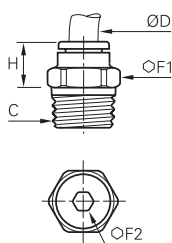


# Stud Fittings

## 3175 Stud Fitting, Male BSPT Thread

Inch

Nickel-plated brass, NBR

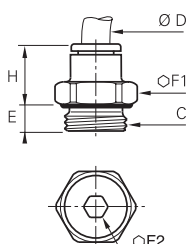


ØD	C		F1	F2	H	Kg
1/8	R1/8	3175 53 10	11	3	8.5	0.005
	R1/8	3175 55 10	11.1	3.2	15.5	0.009
3/16	R1/4	3175 55 13	14.3	4	15	0.020
	R1/8	3175 56 10	11	4	12	0.006
1/4	R1/4	3175 56 13	14	4	9.5	0.021
	R1/4	3175 60 13	18	5	7.5	0.018
3/8	R3/8	3175 60 17	13	5	20	0.019
	R1/2	3175 60 21	14	6	16.8	0.061
1/2	R1/4	3175 62 13	22	6	26.9	0.044
	R3/8	3175 62 17	22	7	25.9	0.048
	R1/2	3175 62 21	24	7	20.5	0.049

Pre-coated thread

## 3101 Stud Fitting, Male BSPP and Metric Thread

Nickel-plated brass, NBR

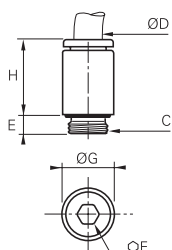


ØD	C		E	F1	F2	H	Kg
3	M3x0.5	3101 03 09*	2.5	8	-	12.5	0.003
	M5x0.8	3101 03 19	3.5	8	2.5	12.5	0.004
	M3x0.5	3101 04 09*	2.5	8	-	14.5	0.003
	M5x0.8	3101 04 19	3	9	2.5	14	0.004
4	M7x1	3101 04 55	5	10	2.5	14	0.004
	G1/8	3101 04 10	5	13	3	11.5	0.007
	G1/4	3101 04 13	5.5	16	3	10.5	0.011
	M5x0.8	3101 06 19	3.5	11	2.5	16	0.005
	M7x1	3101 06 55	5	10	3	16	0.006
	M10x1	3101 06 60	5	13	4	13	0.007
6	M12x1.5	3101 06 67	5.5	15	4	13	0.009
	G1/8	3101 06 10	5	13	4	13	0.007
	G1/4	3101 06 13	5.5	16	4	12.5	0.010
	G3/8	3101 06 17	5.5	20	4	13	0.020
	G1/2	3101 06 21	7.5	24	4	20	0.040
	M10x1	3101 08 60	5	13	5	21	0.011
8	M12x1.5	3101 08 67	5.5	15	5	21	0.015
	G1/8	3101 08 10	4.5	13	5	20.5	0.011
	G1/4	3101 08 13	5.5	16	6	19.5	0.016
	G3/8	3101 08 17	5.5	20	6	18	0.022
	G1/2	3101 08 21	7.5	24	6	16.5	0.039
	G1/4	3101 10 13	5.5	16	7	23	0.018
10	G3/8	3101 10 17	5.5	20	8	19.5	0.021
	G1/2	3101 10 21	7.5	24	8	18.5	0.033
12	G1/4	3101 12 13	5.5	19	7	27.5	0.027
	G3/8	3101 12 17	5.5	20	9	27	0.029
14	G1/2	3101 12 21	7	24	11	22.5	0.035
	G3/8	3101 14 17	5.5	22	9	29.5	0.041
16	G1/2	3101 14 21	7	24	11	28	0.046
	G3/8	3101 16 17	7.5	27	9	32.5	0.061
	G1/2	3101 16 21	9	27	12	32.5	0.066

\*Bi-material O ring seal

## 3181 Stud Fitting Round Body, Male Metric Thread

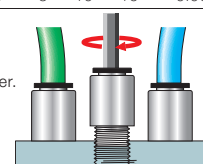
Nickel-plated brass, NBR



ØD	C		E	F	G	H	Kg
4	M5x0.8	3181 04 19	3.5	2.5	8.5	14.5	0.003
	M7x1	3181 04 55	5	3	10	14	0.004
6	M5x0.8	3181 06 19	3.5	2.5	11	16.5	0.005
	M7x1	3181 06 55	5	3	10	16	0.005

The internal hexagon and circular external shape ensure that model 3181 provides highly compact assembly.

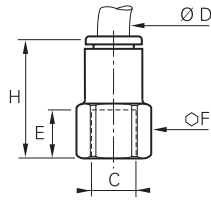
They can be easily installed with an Allen key without the need of a spanner.



# Stud Fittings

## 3114 Stud Fitting, Female BSPP and Metric Thread

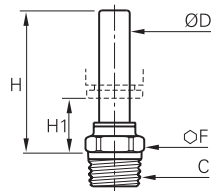
Nickel-plated brass, NBR



ØD	C		E	F	H	Kg
4	M5x0.8	<a href="#">3114 04 19</a>	6.5	8	19.5	0.005
	G1/8	<a href="#">3114 04 10</a>	9.5	13	22.5	0.009
	G1/4	<a href="#">3114 04 13</a>	13.5	16	26.5	0.015
6	G1/8	<a href="#">3114 06 10</a>	9.5	13	24.5	0.011
	G1/4	<a href="#">3114 06 13</a>	13.5	16	28.5	0.016
8	G1/8	<a href="#">3114 08 10</a>	9.5	13	29	0.015
	G1/4	<a href="#">3114 08 13</a>	13.5	16	33	0.021
	G3/8	<a href="#">3114 08 17</a>	14	19	34	0.025
10	G1/4	<a href="#">3114 10 13</a>	13.5	16	36	0.027
	G3/8	<a href="#">3114 10 17</a>	14	19	36	0.027
12	G1/2	<a href="#">3114 10 21</a>	19.5	24	41.5	0.048
	G3/8	<a href="#">3114 12 17</a>	14	19	40	0.033
14	G1/2	<a href="#">3114 12 21</a>	19.5	24	45.5	0.053
	G3/8	<a href="#">3114 14 17</a>	14	22	42.5	0.057
16	G1/2	<a href="#">3114 16 21</a>	15	27	49	0.096

## 3121 Stud Standpipe, Male BSPT Thread

Technical polymer, nickel-plated brass

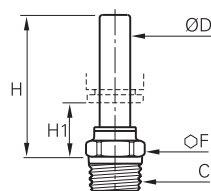


ØD	C		F	H	H1	Kg
4	R1/8	<a href="#">3121 04 10</a>	10	26	14	0.005
	R1/4	<a href="#">3121 04 13</a>	14	26.5	14.5	0.014
6	R1/8	<a href="#">3121 06 10</a>	10	28	14	0.005
	R1/4	<a href="#">3121 06 13</a>	14	28.5	14.5	0.014
8	R1/8	<a href="#">3121 08 10</a>	10	29.5	11	0.005
	R1/4	<a href="#">3121 08 13</a>	14	28.5	10	0.012
	R3/8	<a href="#">3121 08 17</a>	17	28.5	10	0.016
10	R1/4	<a href="#">3121 10 13</a>	15	36	15.5	0.012
	R3/8	<a href="#">3121 10 17</a>	17	36	15.5	0.017
	R1/2	<a href="#">3121 10 21</a>	21	36	15.5	0.028
12	R3/8	<a href="#">3121 12 17</a>	17	36.5	12	0.018
	R1/2	<a href="#">3121 12 21</a>	21	36.5	12	0.030
14	R1/2	<a href="#">3121 14 21</a>	21	41	13.5	0.042

Pre-coated thread

## 3121 Stud Standpipe, Male NPT Thread

Technical polymer, nickel-plated brass



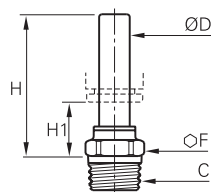
ØD	C		F	H	H1	Kg
4	NPT1/8	<a href="#">3121 04 11</a>	11	25.9	14.5	0.007
	NPT1/4	<a href="#">3121 04 14</a>	14	26.4	15	0.017
8	NPT1/8	<a href="#">3121 08 11</a>	11	29.5	10.9	0.008
	NPT1/4	<a href="#">3121 08 14</a>	14	28.4	9.9	0.014

Pre-coated thread

## 3121 Stud Standpipe, Male NPT Thread

Inch

Technical polymer, nickel-plated brass



ØD	C		F	H	H1	Kg
1/4	NPT1/8	<a href="#">3121 56 11</a>	11	30	15.5	0.001
	NPT1/4	<a href="#">3121 56 14</a>	14	28.4	14.5	0.001
3/8	NPT1/8	<a href="#">3121 60 11</a>	15	44.4	16.5	0.013
	NPT1/4	<a href="#">3121 60 14</a>	15	36.1	17	0.014
1/2	NPT3/8	<a href="#">3121 60 18</a>	18	36.1	15.5	0.023
	NPT3/8	<a href="#">3121 62 18</a>	17	36.6	9.4	0.026
	NPT1/2	<a href="#">3121 62 22</a>	21	37.1	9.9	0.046

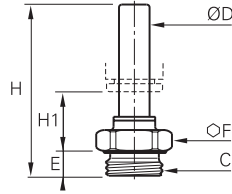
Pre-coated

5/32" (4 mm) and 5/16" (8 mm) are also available.

# Stud Fittings

## 3131 Stud Standpipe, Male BSPP and Metric Thread

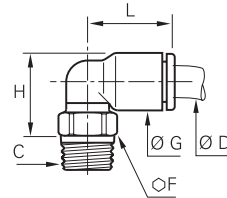
Technical polymer, nickel-plated brass, NBR



ØD	C		E	F	H	H1	Kg
4	M5x0.8	<a href="#">3131 04 19</a>	3.5	8	31	16	0.002
	G1/8	<a href="#">3131 04 10</a>	5	13	30	13.5	0.005
	G1/4	<a href="#">3131 04 13</a>	5.5	16	31	13.5	0.010
6	G1/8	<a href="#">3131 06 10</a>	5	13	32	13.5	0.005
	G1/4	<a href="#">3131 06 13</a>	5.5	16	33	13.5	0.010
8	G1/8	<a href="#">3131 08 10</a>	5	13	35.5	12.5	0.008
	G1/4	<a href="#">3131 08 13</a>	5.5	16	34.5	10.5	0.010
	G3/8	<a href="#">3131 08 17</a>	5.5	20	34.5	10.5	0.015
10	G1/4	<a href="#">3131 10 13</a>	5.5	16	43.5	17.5	0.012
	G3/8	<a href="#">3131 10 17</a>	5.5	20	41.5	15.5	0.015
	G1/2	<a href="#">3131 10 21</a>	7.5	24	41.5	15.5	0.024
12	G3/8	<a href="#">3131 12 17</a>	5.5	20	42	12	0.015
	G1/2	<a href="#">3131 12 21</a>	7	24	43.5	12	0.025
14	G3/8	<a href="#">3131 14 17</a>	5.5	20	46.5	14	0.015
	G1/2	<a href="#">3131 14 21</a>	7	24	48	13.5	0.025

## 3109 Stud Elbow, Male BSPT Thread

Technical polymer, nickel-plated brass, NBR

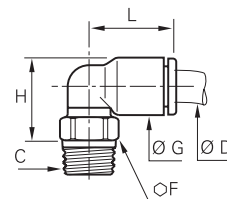


ØD	C		F	G	H	L	Kg
4	R1/8	<a href="#">3109 04 10</a>	10	8.5	13.5	14	0.006
	R1/4	<a href="#">3109 04 13</a>	14	8.5	14	14	0.015
	R3/8	<a href="#">3109 04 17</a>	17	8.5	13.5	14	0.018
6	R1/8	<a href="#">3109 06 10</a>	10	10.5	15.5	16	0.006
	R1/4	<a href="#">3109 06 13</a>	14	10.5	16	16	0.015
	R3/8	<a href="#">3109 06 17</a>	17	10.5	16	16	0.019
8	R1/2	<a href="#">3109 06 21</a>	21	10.5	16.5	16	0.034
	R1/8	<a href="#">3109 08 10</a>	10	13.5	19	23	0.007
	R1/4	<a href="#">3109 08 13</a>	14	13.5	18	23	0.014
10	R3/8	<a href="#">3109 08 17</a>	17	13.5	18	23	0.018
	R1/2	<a href="#">3109 08 21</a>	21	13.5	19.5	23	0.032
	R1/8	<a href="#">3109 10 10</a>	15	16	23	26.5	0.012
12	R1/4	<a href="#">3109 10 13</a>	15	16	22	26.5	0.014
	R3/8	<a href="#">3109 10 17</a>	17	16	22	26.5	0.020
	R1/2	<a href="#">3109 10 21</a>	21	16	22	26.5	0.032
14	R1/4	<a href="#">3109 12 13</a>	15	19	25	31	0.016
	R3/8	<a href="#">3109 12 17</a>	17	19	25	31	0.022
	R1/2	<a href="#">3109 12 21</a>	21	19	25	31	0.035
16	R3/8	<a href="#">3109 14 17</a>	20	22	30.5	35.5	0.031
	R1/2	<a href="#">3109 14 21</a>	24	22	28.5	35.5	0.041
	R3/8	<a href="#">3109 16 17</a>	27	27	53	39	0.106
	R1/2	<a href="#">3109 16 21</a>	27	27	53	39	0.104

Pre-coated thread  
The body swivels for positioning purposes.

## 3109 Stud Elbow, Male NPT Thread

Technical polymer, nickel-plated brass, NBR



ØD	C		F	G	H	L	Kg
4	NPT1/8	<a href="#">3109 04 11</a>	11	8.4	13.5	14	0.007
	NPT1/4	<a href="#">3109 04 14</a>	14	8.4	14	14	0.016
6	NPT1/8	<a href="#">3109 06 11</a>	11	10.5	15.5	16	0.007
	NPT1/4	<a href="#">3109 06 14</a>	14	10.5	16	16	0.016
8	NPT1/8	<a href="#">3109 08 11</a>	11	13.5	19	23.1	0.009
	NPT1/4	<a href="#">3109 08 14</a>	14	13.5	18	23.1	0.015
	NPT1/4	<a href="#">3109 10 14</a>	15	16	23	26.5	0.017
10	NPT3/8	<a href="#">3109 10 18</a>	18	16	22	26.5	0.023
	NPT1/2	<a href="#">3109 10 22</a>	22	16	23	26.5	0.045
12	NPT3/8	<a href="#">3109 12 18</a>	18	19	25	31	0.027
	NPT1/2	<a href="#">3109 12 22</a>	22	19	26	31	0.033

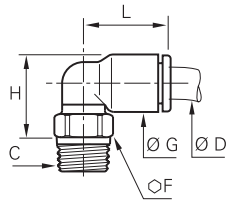
Pre-coated thread  
The body swivels for positioning purposes.

# Stud Fittings

## 3109 Stud Elbow, Male NPT Thread

Inch

Technical polymer, nickel-plated brass, NBR



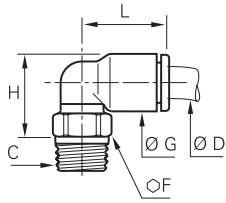
ØD	C		F	G	H	L	Kg
1/8	NPT1/8	3109 53 11	11	8.5	13.5	14.5	0.007
	NPT1/4	3109 53 14	14	8.5	14	14.5	0.015
1/4	NPT1/8	3109 56 11	11	10.9	17	18	0.008
	NPT1/4	3109 56 14	14	10.9	16	18	0.014
	NPT3/8	3109 56 18	18	10.9	16.5	18	0.020
3/8	NPT1/8	3109 60 11	15	16	23.1	27.4	0.013
	NPT1/4	3109 60 14	15	16	23.1	27.4	0.017
1/2	NPT3/8	3109 62 18	18	16	22.1	27.4	0.024
	NPT1/2	3109 62 22	20	22.1	31	35.1	0.033
			24	22.1	28.4	35.1	0.045

Pre-coated thread. The body swivels for positioning purposes.  
5/32"(4 mm) and 5/16"(8 mm) are also available.

## 3109 Stud Elbow, Male BSPT Thread

Inch

Technical polymer, nickel-plated brass, NBR

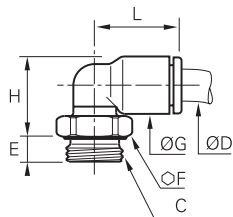


ØD	C		F	G	H	L	Kg
1/8	R1/8	3109 53 10	10	8.5	13.5	14.5	0.011
3/16	R1/8	3109 55 10	11	10.9	17	21.6	0.010
	R1/4	3109 55 13	14	8.4	14	14	0.016
1/4	R1/8	3109 56 10	10	10.9	17	18	0.006
	R1/4	3109 56 13	14	10.9	17	18	0.013
3/8	R1/4	3109 60 13	15	16	22.1	26.4	0.016
	R3/8	3109 60 17	17	16	22.1	26.4	0.054
	R1/4	3109 62 13	20	22.1	31	35.1	0.064
1/2	R3/8	3109 62 17	20	22.1	31	35.1	0.067
	R1/2	3109 62 21	24	22.1	28.4	35.1	0.046

Pre-coated thread. The body swivels for positioning purposes.  
5/32"(4 mm) and 5/16"(8 mm) are also available.

## 3199 Stud Elbow, Male BSPP and Metric Thread

Technical polymer, nickel-plated brass, NBR



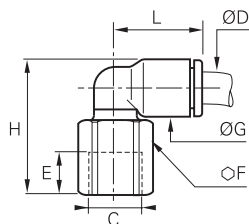
ØD	C		E	F	G	H	L	Kg
3	M3x0.5	3199 03 09	2.5	8	8.5	15	14.5	0.003
	M5x0.8	3199 03 19	3.5	8	8.5	13.5	14.5	0.003
	M3x0.5	3199 04 09*	2.5	8	8.5	15	14.5	0.002
	M5x0.8	3199 04 19	3.5	8	8.5	13.5	14	0.002
4	M7x1	3199 04 55	4.5	10	8.5	15	14	0.005
	G1/8	3199 04 10	5	13	8.5	13	14	0.006
	G1/4	3199 04 13	5.5	16	8.5	13	14	0.011
	M5x0.8	3199 06 19	3.5	8	10.5	15.5	16	0.003
	M7x1	3199 06 55	4.5	10	10.5	17.5	16	0.006
	M10x1	3199 06 60	5	13	10.5	15	14	0.006
6	M12x1.5	3199 06 67	5.5	15	10.5	15	16	0.009
	G1/8	3199 06 10	5	13	10.5	15	16	0.006
	G1/4	3199 06 13	5.5	16	10.5	15	16	0.011
	G3/8	3199 06 17	5.5	20	10.5	15.5	16	0.022
	G1/2	3199 06 21	7	24	10.5	16	16	0.028
	M10x1	3199 08 60	5	13	13.5	20.5	23	0.009
8	M12x1.5	3199 08 67	5.5	15	13.5	19.5	23	0.009
	G1/8	3199 08 10	4.5	13	13.5	20.5	23	0.009
	G1/4	3199 08 13	5.5	16	13.5	18.5	23	0.012
	G3/8	3199 08 17	5.5	20	13.5	18.5	23	0.017
	G1/2	3199 08 21	7	24	13.5	19	23	0.027
	G1/4	3199 10 13	5.5	16	16	23.5	26.5	0.014
10	G3/8	3199 10 17	5.5	20	16	22	26.5	0.017
	G1/2	3199 10 21	7.5	24	16	22	26.5	0.027
	G1/4	3199 12 13	5.5	16	19	26.5	31	0.016
12	G3/8	3199 12 17	5.5	20	19	25	31	0.019
	G1/2	3199 12 21	7	24	19	25	31	0.029
14	G3/8	3199 14 17	5.5	20	22	32.5	35.5	0.029
	G1/2	3199 14 21	7	24	22	27	35.5	0.028
16	G3/8	3199 16 17	7.5	27	27	54.5	39	0.101
	G1/2	3199 16 21	9	27	27	54.5	39	0.097

The body swivels for positioning purposes.  
\*Bi-material seal

# Stud Fittings

## 3192 Stud Elbow, Female BSPP Thread

Technical polymer, nickel-plated brass, NBR

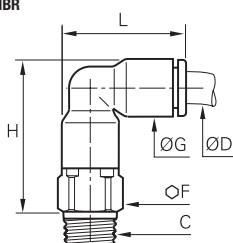


ØD	C		E	F	G	H	L	Kg
4	G1/8	<a href="#">3192 04 10</a>	8.5	13	8.5	23	14	0.010
	G1/4	<a href="#">3192 04 13</a>	11.5	16	8.5	27	14	0.017
6	G1/8	<a href="#">3192 06 10</a>	8.5	13	10.5	25	16	0.010
	G1/4	<a href="#">3192 06 13</a>	11.5	16	10.5	29	16	0.017
8	G1/8	<a href="#">3192 08 10</a>	8.5	13	13.5	28	23	0.012
	G1/4	<a href="#">3192 08 13</a>	11.5	16	13.5	32	23	0.020
10	G3/8	<a href="#">3192 10 13</a>	11	16	16	34.5	26.5	0.020
	G1/2	<a href="#">3192 10 21</a>	16	24	16	41	26.5	0.048
	G1/4	<a href="#">3192 12 13</a>	11	16	19	38	30.5	0.023
12	G3/8	<a href="#">3192 12 17</a>	12	19	19	38.5	30.5	0.027
	G1/2	<a href="#">3192 12 21</a>	16	24	19	43.5	30.5	0.050

The body swivels for positioning purposes.

## 3129 Extended Stud Elbow, Male BSPT Thread

Technical polymer, nickel-plated brass, NBR



ØD	C		F	G	H	L	Kg
4	R1/8	<a href="#">3129 04 10</a>	10	8.5	23	19	0.009
	R1/4	<a href="#">3129 04 13</a>	14	8.5	23.5	19	0.018
6	R1/8	<a href="#">3129 06 10</a>	10	10.5	27	22.5	0.010
	R1/4	<a href="#">3129 06 13</a>	14	10.5	27.5	22.5	0.020
8	R1/8	<a href="#">3129 08 10</a>	13	13.5	34.5	29.5	0.018
	R1/4	<a href="#">3129 08 13</a>	14	13.5	32.5	29.5	0.022
	R3/8	<a href="#">3129 08 17</a>	17	13.5	33	29.5	0.032
10	R1/4	<a href="#">3129 10 13</a>	15	16	39.5	34.5	0.031
	R3/8	<a href="#">3129 10 17</a>	17	16	39.5	34.5	0.042
	R1/2	<a href="#">3129 10 21</a>	21	16	39.5	34.5	0.058
12	R1/4	<a href="#">3129 12 13</a>	19	19	45.5	40.5	0.051
	R3/8	<a href="#">3129 12 17</a>	19	19	45.5	40.5	0.047
14	R1/2	<a href="#">3129 12 21</a>	21	19	45.5	40.5	0.052
	R3/8	<a href="#">3129 14 17</a>	21	22	51.5	46.5	0.064
	R1/2	<a href="#">3129 14 21</a>	21	22	51.5	46.5	0.070

Pre-coated thread

The body swivels for positioning purposes.

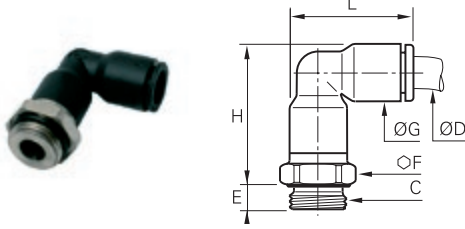
Parker Legris offers the solution to enable many types of configuration options.



# Stud Fittings

## 3169 Extended Stud Elbow, Male BSPP and Metric Thread

Technical polymer, nickel-plated brass, NBR

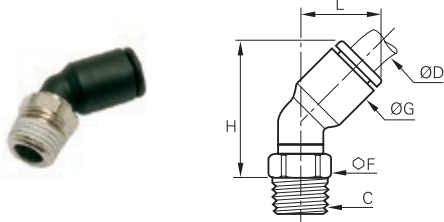


ØD	C		E	F	G	H	L	Kg
4	M5x0.8	3169 04 19	3.5	8	8.5	23	19	0.006
	M7x1	3169 04 55	4.5	10	8.5	22.5	19	0.008
	G1/8	3169 04 10	5	13	8.5	22.5	19	0.008
	G1/4	3169 04 13	5.5	16	8.5	22.5	19	0.013
6	M5x0.8	3169 06 19	3.5	10	10.5	27.5	23	0.008
	M7x1	3169 06 55	4.5	10	10.5	26	23	0.012
	G1/8	3169 06 10	5	13	10.5	27	23	0.011
	G1/4	3169 06 13	5.5	16	10.5	27	23	0.016
8	G1/8	3169 08 10	5	13	13.5	36	29.5	0.018
	G1/4	3169 08 13	5.5	16	13.5	33	29.5	0.020
	G3/8	3169 08 17	5.5	20	13.5	33	29.5	0.028
10	G1/4	3169 10 13	5.5	16	16	40.5	34.5	0.027
	G3/8	3169 10 17	5.5	20	16	40.5	34.5	0.036
	G1/2	3169 10 21	7.5	24	16	40.5	34.5	0.050
12	G1/4	3169 12 13	5.5	19	19	44.5	40.5	0.044
	G3/8	3169 12 17	5.5	20	19	42	40.5	0.038
	G1/2	3169 12 21	7.5	24	19	42	40.5	0.043
14	G3/8	3169 14 17	5.5	22	22	51	46.5	0.059
	G1/2	3169 14 21	7.5	24	22	48.5	46.5	0.063
16	G3/8	3169 16 17	7.5	27	27	82.5	52	0.220
	G1/2	3169 16 21	9	27	27	82.5	52	0.206

The body swivels for positioning purposes.

## 3113 45° Elbow, Male BSPT Thread

Technical polymer, nickel-plated brass, NBR

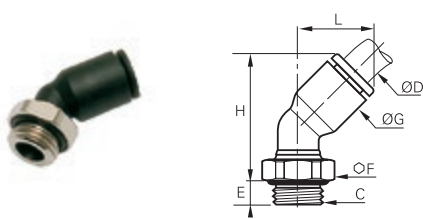


ØD	C		F	G	H	L	Kg
4	R1/8	3113 04 10	10	9	21	13	0.006
	R1/4	3113 04 10	10	11	24.5	14.5	0.006
6	R1/8	3113 06 10	14	11	25	14.5	0.015
	R1/4	3113 06 13	14	11	25	14.5	0.015
8	R1/8	3113 08 10	10	13.5	30	19.5	0.007
	R1/4	3113 08 13	14	13.5	28.5	19.5	0.014
	R3/8	3113 08 17	17	13.5	28.5	19.5	0.018
10	R1/4	3113 10 13	15	16	33.5	23	0.014
	R3/8	3113 10 17	17	16	33.5	23	0.019
	R1/2	3113 10 21	21	16	34	23	0.032
12	R1/4	3113 12 13	15	19	39	26	0.016
	R3/8	3113 12 17	17	19	39	26	0.022
	R1/2	3113 12 21	21	19	39	26	0.034

Pre-coated thread  
The body swivels for positioning purposes.  
This model prevents distortion of the tube.

## 3133 45° Elbow, Male BSPP and Metric Thread

Technical polymer, nickel-plated brass, NBR



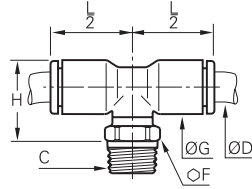
ØD	C		E	F	G	H	L	Kg
4	M5x0.8	3133 04 19	3.5	8	9	23	13	0.003
	G1/8	3133 04 10	4.5	13	9	20.5	13	0.006
6	M5x0.8	3133 06 19	3.5	8	11	28	14.5	0.003
	G1/8	3133 06 10	4.5	13	11	24	14.5	0.006
8	G1/4	3133 06 13	5.5	16	11	24	14.5	0.011
	G1/8	3133 08 10	4.5	13	13.5	31	19.5	0.009
	G1/4	3133 08 13	5.5	16	13.5	29	19.5	0.012
10	G3/8	3133 08 17	5.5	20	13.5	29	19.5	0.017
	G1/4	3133 10 13	5.5	16	16	35	23	0.014
	G3/8	3133 10 17	5.5	20	16	33.5	23	0.017
12	G1/2	3133 10 21	7	24	16	33.5	23	0.026
	G1/4	3133 12 13	5.5	16	19	40.5	26	0.016
	G3/8	3133 12 17	5.5	20	19	39	26	0.019
	G1/2	3133 12 21	7	24	19	39	26	0.028

The body swivels for positioning purposes.  
This model prevents distortion of the tube.

# Stud Fittings

## 3108 Stud Branch Tee, Male BSPT Thread

Technical polymer, nickel-plated brass, NBR

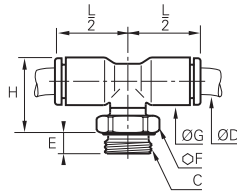


ØD	C		F	G	H	L/2	Kg
4	R1/8	<a href="#">3108 04 10</a>	10	8.5	15.5	14	0.006
	R1/4	<a href="#">3108 04 13</a>	14	8.5	16	14	0.015
6	R1/8	<a href="#">3108 06 10</a>	10	10.5	17.5	16	0.007
	R1/4	<a href="#">3108 06 13</a>	14	10.5	18	16	0.016
8	R1/8	<a href="#">3108 08 10</a>	10	13.5	22	23	0.009
	R1/4	<a href="#">3108 08 13</a>	14	13.5	21	23	0.016
10	R3/8	<a href="#">3108 08 17</a>	17	13.5	21	23	0.020
	R1/4	<a href="#">3108 10 13</a>	15	16	24	26.5	0.017
	R3/8	<a href="#">3108 10 17</a>	17	16	24	26.5	0.022
12	R1/2	<a href="#">3108 10 21</a>	21	16	24	26.5	0.035
	R1/4	<a href="#">3108 12 13</a>	15	19	27	31	0.021
	R3/8	<a href="#">3108 12 17</a>	17	19	27	31	0.026
14	R1/2	<a href="#">3108 12 21</a>	21	19	27	31	0.039
	R3/8	<a href="#">3108 14 17</a>	20	22	30.5	35	0.037
16	R1/2	<a href="#">3108 14 21</a>	24	22	28.5	35	0.048
	R3/8	<a href="#">3108 16 17</a>	27	27	53	38.5	0.128
	R1/2	<a href="#">3108 16 21</a>	27	27	53	38.5	0.124

Pre-coated thread. The body swivels for positioning purposes.

## 3198 Stud Branch Tee, Male BSPP and Metric Thread

Technical polymer, nickel-plated brass, NBR

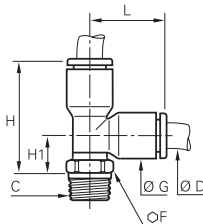


ØD	C		E	F	G	H	L/2	Kg
4	M5x0.8	<a href="#">3198 04 19</a>	3.5	8	8.5	17.5	14	0.003
	G1/8	<a href="#">3198 04 10</a>	5	13	8.5	15	14	0.006
	G1/4	<a href="#">3198 04 13</a>	5.5	16	8.5	15	14	0.011
6	M5x0.8	<a href="#">3198 06 19</a>	3.5	8	10.5	19.5	16	0.004
	G1/8	<a href="#">3198 06 10</a>	5	13	10.5	17	16	0.007
	G1/4	<a href="#">3198 06 13</a>	5.5	16	10.5	17	16	0.012
8	G1/8	<a href="#">3198 08 10</a>	4.5	13	13.5	23.5	23	0.011
	G1/4	<a href="#">3198 08 13</a>	5.5	16	13.5	21.5	23	0.014
	G3/8	<a href="#">3198 08 17</a>	5.5	20	13.5	21.5	23	0.019
10	G1/4	<a href="#">3198 10 13</a>	5.5	16	16	26	26.5	0.017
	G3/8	<a href="#">3198 10 17</a>	5.5	20	16	24	26.5	0.020
	G1/2	<a href="#">3198 10 21</a>	7.5	24	16	24	26.5	0.029
12	G1/4	<a href="#">3198 12 13</a>	5.5	16	19	29	31	0.021
	G3/8	<a href="#">3198 12 17</a>	5.5	20	19	27	31	0.024
	G1/2	<a href="#">3198 12 21</a>	7	24	19	27	31	0.033
14	G3/8	<a href="#">3198 14 17</a>	5.5	20	22	32.5	35.5	0.036
	G1/2	<a href="#">3198 14 21</a>	7	24	22	27	35.5	0.035
16	G3/8	<a href="#">3198 16 17</a>	7.5	27	27	54.5	38.5	0.121
	G1/2	<a href="#">3198 16 21</a>	9	27	27	54.5	38.5	0.117

The body swivels for positioning purposes.

## 3103 Stud Run Tee, BSPT Thread

Technical polymer, nickel-plated brass, NBR



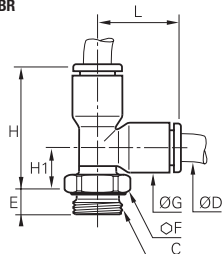
ØD	C		F	G	H	H1	L	Kg
4	R1/8	<a href="#">3103 04 10</a>	10	8.5	23.5	9	14.5	0.006
	R1/4	<a href="#">3103 04 13</a>	14	8.5	24	9.5	14.5	0.015
6	R1/8	<a href="#">3103 06 10</a>	10	10.5	27.5	10	17.5	0.007
	R1/4	<a href="#">3103 06 13</a>	14	10.5	28	10.5	17.5	0.016
8	R1/8	<a href="#">3103 08 10</a>	10	13.5	35	12	23	0.009
	R1/4	<a href="#">3103 08 13</a>	14	13.5	34	11	23	0.016
	R3/8	<a href="#">3103 08 17</a>	17	13.5	34	11	23	0.020
10	R1/4	<a href="#">3103 10 13</a>	15	16	40.5	14	26.5	0.017
	R3/8	<a href="#">3103 10 17</a>	17	16	40.5	14	26.5	0.022
	R1/2	<a href="#">3103 10 21</a>	21	16	40.5	14	26.5	0.035
12	R1/4	<a href="#">3103 12 13</a>	15	19	46.5	15.5	31	0.021
	R3/8	<a href="#">3103 12 17</a>	17	19	46.5	15.5	31	0.026
14	R1/2	<a href="#">3103 12 21</a>	21	19	46.5	15.5	31	0.039
	R3/8	<a href="#">3103 14 17</a>	20	22	55	19.5	35.5	0.038
16	R1/2	<a href="#">3103 14 21</a>	24	22	52.5	17.5	35.5	0.048
	R3/8	<a href="#">3103 16 17</a>	27	27	78	27	38.5	0.126
	R1/2	<a href="#">3103 16 21</a>	27	27	78	27	38.5	0.124

Pre-coated thread  
The body swivels for positioning purposes.

# Stud Fittings

## 3193 Stud Run Tee, Male BSPP and Metric Thread

Technical polymer, nickel-plated brass, NBR

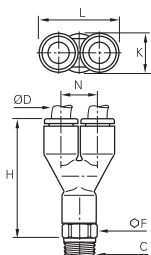


ØD	C		E	F	G	H	H1	L	Kg
4	M5x0.8	<a href="#">3193 04 19</a>	3.5	8	8.5	26	11.5	14.5	0.003
	G1/8	<a href="#">3193 04 10</a>	5	13	8.5	23	8.5	14.5	0.006
	G1/4	<a href="#">3193 04 13</a>	5.5	16	8.5	23	8.5	14.5	0.011
6	M5x0.8	<a href="#">3193 06 19</a>	3.5	8	10.5	29.5	12.5	17.5	0.004
	G1/8	<a href="#">3193 06 10</a>	5	13	10.5	27	10	17.5	0.007
	G1/4	<a href="#">3193 06 13</a>	5.5	16	10.5	27	10	17.5	0.012
8	G1/8	<a href="#">3193 08 10</a>	4.5	13	13.5	36.5	14	23	0.011
	G1/4	<a href="#">3193 08 13</a>	5.5	16	13.5	34.5	12	23	0.014
	G3/8	<a href="#">3193 08 17</a>	5.5	20	13.5	34.5	12	23	0.019
10	G1/4	<a href="#">3193 10 13</a>	5.5	16	16	42	15.5	26.5	0.017
	G3/8	<a href="#">3193 10 17</a>	5.5	20	16	40.5	14	26.5	0.020
	G1/2	<a href="#">3193 10 21</a>	7.5	24	16	40.5	14	26.5	0.029
12	G1/4	<a href="#">3193 12 13</a>	5.5	16	19	48	17	31	0.021
	G3/8	<a href="#">3193 12 17</a>	5.5	20	19	46.5	15.5	31	0.024
	G1/2	<a href="#">3193 12 21</a>	7	24	19	46.5	15.5	31	0.033
14	G3/8	<a href="#">3193 14 17</a>	5.5	20	22	56.5	21.5	35.5	0.036
	G1/2	<a href="#">3193 14 21</a>	7	24	22	51	16	35.5	0.035
	G3/8	<a href="#">3193 16 17</a>	7.5	27	27	79.5	41	38.5	0.121
16	G1/2	<a href="#">3193 16 21</a>	9	27	27	79.5	41	38.5	0.117

The body swivels for positioning purposes.

## 3148 Y Piece, Male BSPT Thread

Technical polymer, nickel-plated brass, NBR



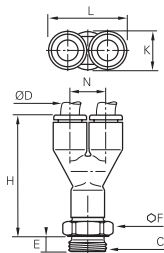
ØD	C		F	H	K	L	N	Kg
4	R1/8	<a href="#">3148 04 10</a>	10	32.5	8.5	17.5	9	0.009
	R1/4	<a href="#">3148 04 13</a>	14	33	8.5	17.5	9	0.019
6	R1/8	<a href="#">3148 06 10</a>	10	39.5	10.5	21.5	11	0.011
	R1/4	<a href="#">3148 06 13</a>	14	40	10.5	21.5	11	0.021
8	R1/8	<a href="#">3148 08 10</a>	13	56.5	13.5	28	14.5	0.020
	R1/4	<a href="#">3148 08 13</a>	14	55.5	13.5	28	14.5	0.025
10	R1/4	<a href="#">3148 10 13</a>	14	60	19	39	20	0.033
	R3/8	<a href="#">3148 10 17</a>	16	60.5	19	39	20	0.042
	R1/2	<a href="#">3148 10 21</a>	24	61	19	39	20	0.062
12	R3/8	<a href="#">3148 12 17</a>	19	66	19	39	20	0.053
	R1/2	<a href="#">3148 12 21</a>	21	66	19	39	20	0.059

Pre-coated thread

The body swivels for positioning purposes.

## 3158 Y Piece, Male BSPP and Metric Thread

Technical polymer, nickel-plated brass, NBR



ØD	C		E	F	H	K	L	N	Kg
4	M5x0.8	<a href="#">3158 04 19</a>	3.5	8	32.5	8.5	17.5	9	0.006
	G1/8	<a href="#">3158 04 10</a>	5	13	32	8.5	17.5	9	0.009
	G1/4	<a href="#">3158 04 13</a>	5.5	16	32.5	8.5	17.5	9	0.014
6	M5x0.8	<a href="#">3158 06 19</a>	3.5	10	39.5	10.5	21.5	11	0.009
	G1/8	<a href="#">3158 06 10</a>	5	13	39	10.5	21.5	11	0.012
	G1/4	<a href="#">3158 06 13</a>	5.5	16	39.5	10.5	21.5	11	0.017
8	G1/8	<a href="#">3158 08 10</a>	5	13	49	13.5	28	14.5	0.020
	G1/4	<a href="#">3158 08 13</a>	5.5	16	49.5	13.5	28	14.5	0.023
	G3/8	<a href="#">3158 08 17</a>	6	19	48	13.5	28	14.5	0.030
10	G1/4	<a href="#">3158 10 13</a>	5.5	16	58	16	33	17	0.031
	G3/8	<a href="#">3158 10 17</a>	6	20	57.5	16	33	17	0.040
	G1/2	<a href="#">3158 10 21</a>	7	24	58	16	33	17	0.054
12	G3/8	<a href="#">3158 12 17</a>	6	20	62	19	39	20	0.044
	G1/2	<a href="#">3158 12 21</a>	7	24	63	19	39	20	0.050

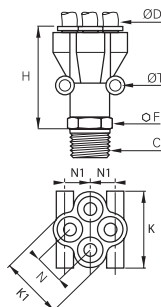
The body swivels for positioning purposes.



# Stud Fittings

## 3112 Double Y Piece, Male BSPT Thread

Technical polymer, nickel-plated brass, NBR



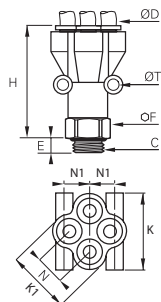
ØD	C		F	H	K	K1	N	N1	ØT	Kg
4	R1/8	<a href="#">3112 04 10</a>	13	41.5	25.5	21	10	8.5	3.7	0.022
	R1/4	<a href="#">3112 04 13</a>	14	43.5	25.5	21	10	8.5	3.7	0.027
6	R1/8	<a href="#">3112 06 10</a>	19	54.5	31.5	26.5	12	10	3.7	0.041
	R1/4	<a href="#">3112 06 13</a>	19	57.5	31.5	26.5	12	10	3.7	0.047

Pre-coated thread

The body swivels for positioning purposes.

## 3132 Double Y, Male BSPP Thread

Technical polymer, nickel-plated brass, NBR

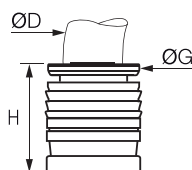


ØD	C		E	F	H	K	K1	N	N1	ØT	Kg
4	G1/8	<a href="#">3132 04 10</a>	5	13	41	25.5	21	10	8.5	3.7	0.022
	G1/4	<a href="#">3132 04 13</a>	5.5	16	40	25.5	21	10	8.5	3.7	0.026
6	G1/8	<a href="#">3132 06 10</a>	5	19	53.5	31.5	26.5	12	10	3.7	0.040
	G1/4	<a href="#">3132 06 13</a>	5.5	19	52.5	31.5	26.5	12	10	3.7	0.042

The body swivels for positioning purposes.

## 3100 Carstick® Cartridge

Brass, NBR



ØD		G	G1	H	L	Kg
4	<a href="#">3100 04 00</a>	8	11	10	554	0.001
6	<a href="#">3100 06 00</a>	10	14.5	11.5	629	0.002
8	<a href="#">3100 08 00</a>	13	15	15	794	0.002
10	<a href="#">3100 10 00</a>	15.5	19.5	17	930	0.005
12	<a href="#">3100 12 00</a>	19.5	21	19.5	1038	0.010
14	<a href="#">3100 14 00</a>	21	24.5	22.5	1100	0.013

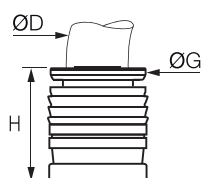
50 cartridges per Carstick®.

Cavity dimensions are available in chapter 2. For the 14 mm cartridge, please consult us regarding cavity dimensions.



## 3100 Carstick® Cartridge

Nickel-plated brass, NBR



ØD		G	G1	H	L	Kg
1/8	<a href="#">3100 53 00 99</a>	7	10	9	508	0.002
1/4	<a href="#">3100 56 00 99</a>	10.5	14.5	12	600	0.003
3/8	<a href="#">3100 60 00 99</a>	15.5	19	16.5	930	0.006

50 cartridges per Carstick®.

5/32" (4 mm) and 5/16" (8 mm) also available.

Cavity dimensions are available in chapter 2.

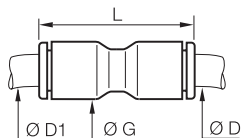


Other products are available upon request; please do not hesitate to consult us.

# Tube-to-Tube Fittings

## 3106 Equal and Unequal Tube-to-Tube Connector

Technical polymer, NBR

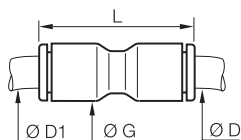


ØD	ØD1		G	L	Kg
3	3	<a href="#">3106 03 00</a>	8.5	25	0.002
	4	<a href="#">3106 03 04</a>	8.5	25	0.002
4	1/4	<a href="#">3106 04 56</a>	11	29.5	0.005
	4	<a href="#">3106 04 00</a>	8.5	25	0.001
	6	<a href="#">3106 04 06</a>	11	28	0.002
	8	<a href="#">3106 04 08</a>	13.5	38	0.005
6	1/4	<a href="#">3106 06 56</a>	13.5	36	0.009
	6	<a href="#">3106 06 00</a>	10.5	28.5	0.002
	8	<a href="#">3106 06 08</a>	13.5	38	0.005
	10	<a href="#">3106 06 10</a>	16	42	0.007
8	8	<a href="#">3106 08 00</a>	13.5	38	0.004
	10	<a href="#">3106 08 10</a>	16	42	0.008
	12	<a href="#">3106 08 12</a>	19	50.5	0.026
10	10	<a href="#">3106 10 00</a>	16	42	0.005
	12	<a href="#">3106 10 12</a>	19	50.5	0.019
12	1/2	<a href="#">3106 12 62</a>	22	56.5	0.024
	12	<a href="#">3106 12 00</a>	19	50.5	0.009
	14	<a href="#">3106 12 14</a>	22	56	0.026
	16	<a href="#">3106 12 16</a>	27	61	0.066
14	14	<a href="#">3106 14 00</a>	22	56	0.014
16	16	<a href="#">3106 16 00</a>	27	60.5	0.041

## 3106 Equal and Unequal Tube-to-Tube Connector

Inch

Technical polymer, NBR

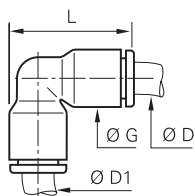


ØD	ØD1		G	L	Kg
1/4	1/4	<a href="#">3106 56 00</a>	10.9	29.5	0.002
	3/8	<a href="#">3106 60 00</a>	16	42	0.006
3/8	10	<a href="#">3106 60 10</a>	12	50.5	0.029
	1/4	<a href="#">3106 60 56</a>	16	41	0.016
1/2	1/2	<a href="#">3106 62 00</a>	22	55	0.016

5/32"(4 mm) and 5/16"(8 mm) also available

## 3102 Equal and Unequal Elbow

Technical polymer, NBR

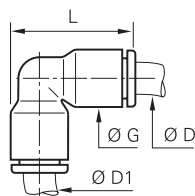


ØD	ØD1		G	L	Kg
4	4	<a href="#">3102 04 00</a>	8.5	19	0.001
	6	<a href="#">3102 04 06</a>	10.5	22.5	0.004
6	6	<a href="#">3102 06 00</a>	10.5	22.5	0.002
	8	<a href="#">3102 06 08</a>	13.5	29.5	0.008
8	8	<a href="#">3102 08 00</a>	13.5	29.5	0.004
	10	<a href="#">3102 08 10</a>	16	34.5	0.012
10	10	<a href="#">3102 10 00</a>	16	34.5	0.006
	12	<a href="#">3102 10 12</a>	19	40.5	0.020
12	12	<a href="#">3102 12 00</a>	19	40.5	0.010
14	14	<a href="#">3102 14 00</a>	22	46.5	0.015
16	16	<a href="#">3102 16 00</a>	27	52	0.043

## 3102 Equal and Unequal Elbow

Inch

Technical polymer, NBR



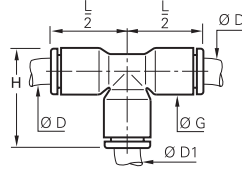
ØD	ØD1		G	L	Kg
1/4	1/4	<a href="#">3102 56 00</a>	11	23.5	0.002
3/8	3/8	<a href="#">3102 60 00</a>	16	34	0.006
1/2	1/2	<a href="#">3102 62 00</a>	22	35	0.017

5/32"(4 mm) and 5/16"(8 mm) also available

# Tube-to-Tube Fittings

## 3104 Equal and Unequal Tee

Technical polymer, NBR

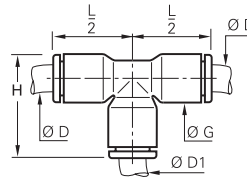


ØD	ØD1		G	H	L/2	Kg
3	3	<a href="#">3104 03 00</a>	8.5	19	14.5	0.004
4	4	<a href="#">3104 04 00</a>	8.5	19	14.5	0.002
	6	<a href="#">3104 04 06</a>	10.5	22.5	17.5	0.007
6	4	<a href="#">3104 06 04</a>	10.5	22.5	17.5	0.005
	6	<a href="#">3104 06 00</a>	10.5	22.5	17.5	0.003
	8	<a href="#">3104 06 08</a>	13.5	29.5	23	0.015
8	4	<a href="#">3104 08 04</a>	13.5	29	17.5	0.013
	6	<a href="#">3104 08 06</a>	13.5	29.5	23	0.010
	8	<a href="#">3104 08 00</a>	13.5	29.5	23	0.006
10	10	<a href="#">3104 08 10</a>	16	34.5	26.5	0.020
	4	<a href="#">3104 10 04</a>	16	33	26	0.023
	8	<a href="#">3104 10 08</a>	16	34.5	26.5	0.014
12	10	<a href="#">3104 10 00</a>	16	34.5	26.5	0.009
	12	<a href="#">3104 10 12</a>	19	40.5	31	0.034
	4	<a href="#">3104 12 04</a>	19	39	31	0.040
14	10	<a href="#">3104 12 10</a>	19	40.5	31	0.024
	12	<a href="#">3104 12 00</a>	19	40.5	31	0.014
16	8	<a href="#">3104 14 08</a>	22	46	35.5	0.053
	14	<a href="#">3104 14 00</a>	22	46	35.5	0.023
16	12	<a href="#">3104 16 12</a>	27	52.5	39	0.088
	16	<a href="#">3104 16 00</a>	27	52	39	0.063

## 3104 Equal and Unequal Tee

Inch

Technical polymer, NBR

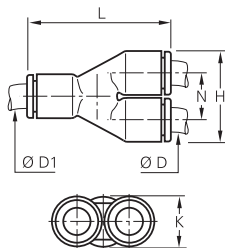


ØD	ØD1		G	H	L/2	Kg
5/32	1/4	<a href="#">3104 04 56</a>	11	23.5	18	0.008
1/8	1/8	<a href="#">3104 53 00</a>	8.4	19	14.5	0.003
	1/4	<a href="#">3104 53 56</a>	11	23.5	18	0.011
3/16	3/16	<a href="#">3104 55 00</a>	10.9	27.2	21.6	0.016
	5/32	<a href="#">3104 56 04</a>	11	23.5	18.5	0.014
	1/4	<a href="#">3104 56 00</a>	11	23	24	0.003
1/4	1/8	<a href="#">3104 56 53</a>	11	23.5	18.5	0.007
	3/8	<a href="#">3104 56 60</a>	16	33.5	24.5	0.017
	1/4	<a href="#">3104 60 56</a>	16	32.5	25.5	0.019
3/8	1/2	<a href="#">3104 60 62</a>	22	46	35	0.069
	3/8	<a href="#">3104 60 00</a>	16	34	26	0.009
	1/2	<a href="#">3104 62 00</a>	22	46	35	0.026
1/2	1/4	<a href="#">3104 62 56</a>	22.1	45.2	35.3	0.021
	3/8	<a href="#">3104 62 60</a>	22	46	35	0.060

5/32\*(4 mm) and 5/16\*(8 mm) also available

## 3140 Equal and Unequal Single Y Piece

Technical polymer, NBR

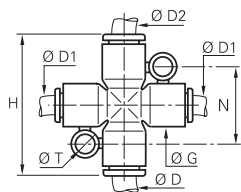









ØD	ØD1		H	K	L	N	Kg
4	4	<a href="#">3140 04 00</a>	17.5	8.5	28.5	9	0.002
	6	<a href="#">3140 04 06</a>	17.5	10.5	33	9	0.003
6	6	<a href="#">3140 06 00</a>	21.5	10.5	35	11	0.003
	8	<a href="#">3140 06 08</a>	22.5	13.5	41	11.5	0.005
8	8	<a href="#">3140 08 00</a>	28	13.5	45	14.5	0.006
	10	<a href="#">3140 08 10</a>	28	16	47	14.5	0.007
10	10	<a href="#">3140 10 00</a>	33	16	53	17	0.010
	12	<a href="#">3140 10 12</a>	33	19	57	17	0.012
12	12	<a href="#">3140 12 00</a>	39	19	57	17	0.017

# Tube-to-Tube Fittings

## 3107 Equal and Unequal Cross

Technical polymer, NBR



ØD	ØD1	ØD2		G	H	N	ØT	Kg
4	4	4	 3107 04 00	11	36	20	4.2	0.014
6	4	6	 3107 04 06	11	36	20	4.2	0.009
4	4	6	 3107 06 04	11	36	20	4.2	0.012
6	6	6	 3107 06 00	11	36	20	4.2	0.005
8	6	8	 3107 06 08	11	46	22.5	4.2	0.018
6	6	8	 3107 08 06	13.5	46	22.5	4.2	0.022
8	8	8	 3107 08 00	13.5	46	22.5	4.2	0.009

Boxes protect the contents and are designed to meet your requirements:

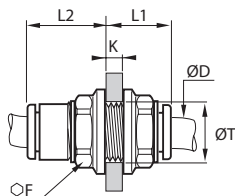
- part numbers and corresponding product pictures allow for immediate visual identification
- bar codes
- easy storage
- tamper-proof system of opening/closing
- recyclable material



# Bulkhead Connector Fittings

## 3116 Equal Bulkhead Connector

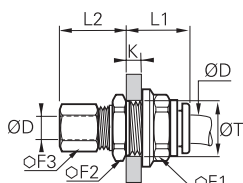
Technical polymer, NBR



ØD		F	K <sub>max</sub>	L1	L2	ØT <sub>min</sub>	Kg
4	<a href="#">3116 04 00</a>	13	5.5	15	10	10.5	0.003
6	<a href="#">3116 06 00</a>	15	8.5	18	10.5	12.5	0.004
8	<a href="#">3116 08 00</a>	18	14.5	25	13.5	15.5	0.007
10	<a href="#">3116 10 00</a>	22	14.5	27.5	15.5	18.5	0.011
12	<a href="#">3116 12 00</a>	26	18.5	33	18	22.5	0.019
14	<a href="#">3116 14 00</a>	29	20.5	37.5	20.5	25.5	0.028

## 3146 Equal Mixed Bulkhead Connector

Nickel-plated brass, NBR

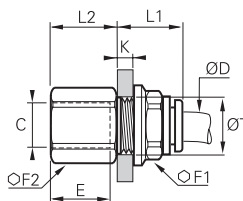


ØD		F1	F2	F3	K <sub>max</sub>	L1	L2	ØT <sub>min</sub>	Kg
4	<a href="#">3146 04 00</a>	13	13	10	7	17.5	17.5	10.5	0.018
6	<a href="#">3146 06 00</a>	15	17	13	8	19	18	12.5	0.029
8	<a href="#">3146 08 00</a>	18	19	14	8	20.5	20.5	15.5	0.036
10	<a href="#">3146 10 00</a>	22	22	19	8.5	23	24.5	18.5	0.066
12	<a href="#">3146 12 00</a>	26	25	22	8.5	27	25	22.5	0.096
14	<a href="#">3146 14 00</a>	29	29	24	10.5	27	27	25.5	0.124

Push-in connection with compression fitting

## 3136 Bulkhead Connector, Female BSPP Thread

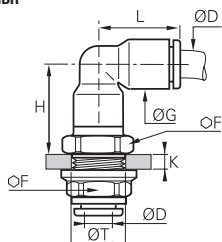
Nickel-plated brass, NBR



ØD	C		E	F1	F2	K <sub>max</sub>	L1	L2	ØT <sub>min</sub>	Kg
4	G1/8	<a href="#">3136 04 10</a>	9.5	13	13	7	17	11.5	10.5	0.015
	G1/4	<a href="#">3136 04 13</a>	13.5	13	16	7	17	15.5	10.5	0.021
6	G1/8	<a href="#">3136 06 10</a>	9.5	15	15	8	19	10.5	12.5	0.020
	G1/4	<a href="#">3136 06 13</a>	13.5	15	17	7	19	15.5	12.5	0.027
8	G3/8	<a href="#">3136 06 17</a>	12	15	22	8	19	16	12.5	0.041
	G1/8	<a href="#">3136 08 10</a>	9.5	18	17	8	20.5	10.5	15.5	0.029
10	G1/4	<a href="#">3136 08 13</a>	13.5	18	17	8	20.5	14.5	15.5	0.029
	G3/8	<a href="#">3136 10 17</a>	14	22	22	8.5	23	16	18.5	0.051
12	G3/8	<a href="#">3136 12 17</a>	14	26	24	8.5	27	16	22.5	0.079
	G1/2	<a href="#">3136 12 21</a>	19.5	26	27	8.5	27	21.5	22.5	0.098
16	G3/8	<a href="#">3136 16 17</a>	12	29	29	10.5	30	15	27.5	0.125
	G1/2	<a href="#">3136 16 21</a>	15	29	29	10.5	30	19.5	27.5	0.126

## 3139 Equal Bulkhead Elbow

Technical polymer, nickel-plated brass, NBR



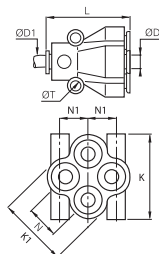
ØD		F	G	H	K <sub>max</sub>	L	ØT <sub>min</sub>	Kg
4	<a href="#">3139 04 00</a>	13	8.5	17	6.5	14.5	10.5	0.014
6	<a href="#">3139 06 00</a>	15	10.5	19.5	7	17.5	12.5	0.021
8	<a href="#">3139 08 00</a>	18	13.5	24	8	23	15.5	0.032
10	<a href="#">3139 10 00</a>	22	16	28	8.5	26	18.5	0.049
12	<a href="#">3139 12 00</a>	26	19	33	8.5	31	22.5	0.086
14	<a href="#">3139 14 00</a>	29	25.5	37.5	10.5	36	25.5	0.117

The body swivels for positioning purposes.

# Multiple Fittings

## 3144 Equal and Unequal Multiple Y Piece

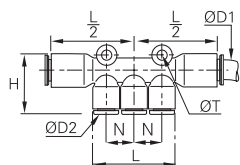
Technical polymer, NBR



ØD	ØD1		K	K1	L	N	N1	ØT	Kg
4	4	<a href="#">3144 04 04</a>	25.5	21	30.5	10	8.5	3.7	0.016
	6	<a href="#">3144 04 06</a>	26	21	30.5	10	10	3.7	0.013
6	6	<a href="#">3144 06 06</a>	31.5	26.5	37.5	12	8.5	3.7	0.031
	8	<a href="#">3144 06 08</a>	31.5	26.5	38	12	10	3.7	0.026

## 3304 Multiple Tee

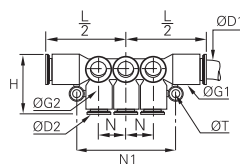
Technical polymer, NBR



ØD1	ØD2		H	L	L/2	N	ØT	Kg
6	4	<a href="#">3304 06 04</a>	24.5	34	37	11.5	4.2	0.015
8	4	<a href="#">3304 08 04</a>	24.5	34	37	11.5	4.2	0.012
10	6	<a href="#">3304 08 06</a>	24.5	34	37	11.5	4.2	0.010
	8	<a href="#">3304 10 08</a>	36	44	40.5	15.5	4.2	0.019

## 3306 90° Multiple Elbow

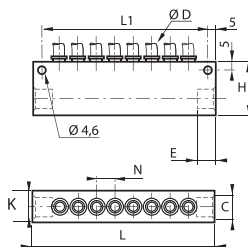
Technical polymer, NBR



ØD1	ØD2		G	G1	H	L/2	N	N1	ØT	Kg
6	4	<a href="#">3306 06 04</a>	13.5	11	18.5	36	43	11.5	4.2	0.034
8	4	<a href="#">3306 08 04</a>	13.5	11	18.5	36.5	43	11.5	4.2	0.025
	6	<a href="#">3306 08 06</a>	13.5	11	18.5	36.5	43	11.5	4.2	0.022
10	6	<a href="#">3306 10 06</a>	16	13.5	23	42	52	14.5	4.2	0.048
	8	<a href="#">3306 10 08</a>	16	13.5	23.5	42	52	14.5	4.2	0.021

## 3310 In-Line Manifold

Treated aluminium, NBR

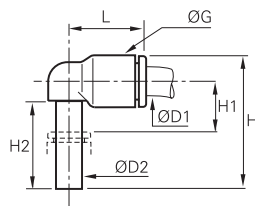


ØD	C		Number of Outlets	E	H	K	L	L1	N	Kg
4	G1/4	<a href="#">3310 04 13</a>	8	10	33	20	114	104	11.5	0.164
6	G1/4	<a href="#">3310 06 13</a>	8	10	33	20	114	104	12.5	0.170
8	G3/8	<a href="#">3310 08 17</a>	6	12	33	20	114	104	15	0.148
10	G1/2	<a href="#">3310 10 21</a>	6	16	48	25	145.5	135.5	17	0.334
12	G1/2	<a href="#">3310 12 21</a>	6	16	45	25	158	148	20.5	0.370

# Plug-In Fittings and Accessories

## 3182 Equal and Unequal Plug-In Elbow

Technical polymer, NBR

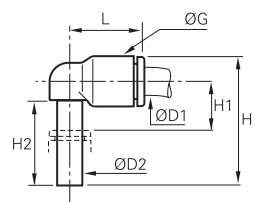


ØD1	ØD2		G	H	H1	H2	L	Kg
4	4	<a href="#">3182 04 00</a>	8.5	23	6	15.5	14	0.001
	6	<a href="#">3182 04 06</a>	10.5	26.5	7	17	16	0.003
6	4	<a href="#">3182 06 04</a>	10.5	24.5	7	15.5	16	0.001
	6	<a href="#">3182 06 00</a>	10.5	26.5	7	17	16	0.001
8	8	<a href="#">3182 06 08</a>	13.5	33.5	8	21.5	23	0.007
	8	<a href="#">3182 08 00</a>	13.5	33.5	8	21.5	23	0.003
10	10	<a href="#">3182 08 10</a>	16	39	10	24.5	26.5	0.010
	10	<a href="#">3182 10 00</a>	16	39	10	24.5	26.5	0.004
12	12	<a href="#">3182 10 12</a>	19	44.5	10.5	27.5	31	0.017
	12	<a href="#">3182 12 00</a>	19	45.5	10.5	27.5	31	0.007

## 3182 Equal Plug-In Elbow

Inch

Technical polymer, NBR

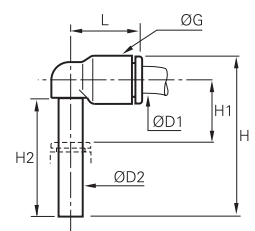


ØD1	ØD2		G	H	H1	H2	L	Kg
1/4	1/4	<a href="#">3182 56 00</a>	11	27.5	7.5	18	18.5	0.002
3/8	3/8	<a href="#">3182 60 00</a>	16	38.5	9	24	26	0.010
1/2	1/2	<a href="#">3182 62 00</a>	22	51	13	28	35	0.030

5/32"(4 mm) and 5/16"(8 mm) also available

## 3184 Extended Equal and Unequal Plug-In Elbow

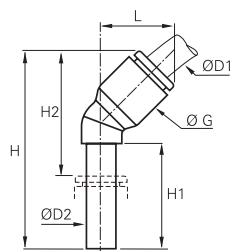
Technical polymer, NBR



ØD1	ØD2		G	H	H1	H2	L	Kg
4	4	<a href="#">3184 04 00</a>	8.5	32.5	15.5	25	14	0.004
	6	<a href="#">3184 04 06</a>	10.5	38.5	19	29	16	0.004
6	6	<a href="#">3184 06 00</a>	10.5	38.5	19	29	16	0.002
	8	<a href="#">3184 06 08</a>	13.5	49	23.5	37	23	0.007
8	8	<a href="#">3184 08 00</a>	13.5	49	23.5	37	23	0.003
	10	<a href="#">3184 08 10</a>	16	56	26.5	41.5	26.5	0.011
10	10	<a href="#">3184 10 00</a>	16	56	26.5	41.5	26.5	0.005
	12	<a href="#">3184 10 12</a>	19	62.5	28	45.5	31	0.017
12	12	<a href="#">3184 12 00</a>	19	62.5	28	45.5	31	0.008

## 3180 45° Plug-In Equal Elbow

Technical polymer, NBR

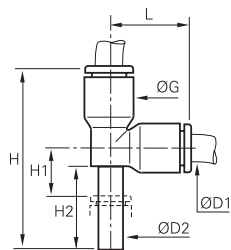


ØD1	ØD2		G	H	H1	H2	L	Kg
4	4	<a href="#">3180 04 00</a>	9	33.5	19	21	13	0.001
6	6	<a href="#">3180 06 00</a>	11	39	21	25	14.5	0.002
8	8	<a href="#">3180 08 00</a>	13.5	44	21.5	25.5	19.5	0.003
10	10	<a href="#">3180 10 00</a>	16	53	27	32.5	23	0.004
12	12	<a href="#">3180 12 00</a>	19	58.5	27.5	34	26.5	0.007

# Plug-In Fittings and Accessories

## 3183 Equal and Unequal Plug-In Run Tee

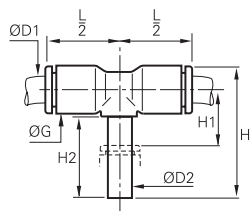
Technical polymer, NBR



ØD1	ØD2		G	H	H1	H2	L	Kg
4	4	<a href="#">3183 04 00</a>	8.5	33	6	15.5	14.5	0.002
	6	<a href="#">3183 04 06</a>	10.5	38.5	7	17	17.5	0.007
6	6	<a href="#">3183 06 00</a>	10.5	38.5	7	17	17	0.002
	8	<a href="#">3183 06 08</a>	13.5	48.5	8	21.5	23	0.013
8	8	<a href="#">3183 08 00</a>	13.5	49	8	21.5	23	0.005
	10	<a href="#">3183 08 10</a>	16	56.5	10.5	24.5	26.5	0.018
10	10	<a href="#">3183 10 00</a>	16	57	10.5	24.5	26.5	0.007
	12	<a href="#">3183 10 12</a>	19	65.5	10.5	27.5	31	0.034
12	12	<a href="#">3183 12 00</a>	19	65.5	10.5	27.5	31	0.011

## 3188 Equal and Unequal Plug-In Branch Tee

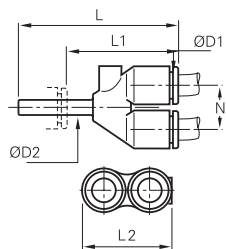
Technical polymer, NBR



ØD1	ØD2		G	H	H1	H2	L/2	Kg
4	4	<a href="#">3188 04 00</a>	8.5	25	8	15.5	14.5	0.002
	6	<a href="#">3188 04 06</a>	10.5	28.5	9	17	16	0.007
6	6	<a href="#">3188 06 00</a>	10.5	28.5	9	17	16	0.002
	8	<a href="#">3188 06 08</a>	13.5	36.5	11	21.5	22	0.014
8	8	<a href="#">3188 08 00</a>	13.5	36.5	11	21.5	23	0.004
	10	<a href="#">3188 08 10</a>	16	41	12.5	24.5	26.5	0.018
10	10	<a href="#">3188 10 00</a>	16	41	12.5	24.5	26.5	0.007
	12	<a href="#">3188 10 12</a>	19	46.5	12.5	27.5	31	0.031
12	12	<a href="#">3188 12 00</a>	19	46.5	12.5	27.5	31	0.012

## 3142 Equal and Unequal Plug-In Single Y Piece

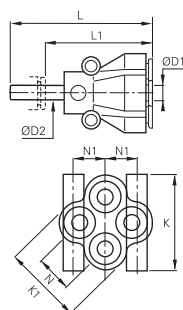
Technical polymer, NBR



ØD1	ØD2		L	L1	L2	N	Kg
4	4	<a href="#">3142 04 00</a>	34	21.5	17.5	9	0.002
	6	<a href="#">3142 04 06</a>	35.5	21.5	17.5	9	0.002
6	6	<a href="#">3142 06 00</a>	39.5	25.5	21.5	11	0.004
	8	<a href="#">3142 06 08</a>	44	25.5	21.5	11	0.015
8	8	<a href="#">3142 08 00</a>	50.5	32	28	14.5	0.007
	10	<a href="#">3142 08 10</a>	53.5	32	28	14.5	0.024
10	10	<a href="#">3142 10 00</a>	57.5	36	33	17	0.010
	12	<a href="#">3142 10 12</a>	60	35	33	17	0.037
12	12	<a href="#">3142 12 00</a>	66	41	39	20	0.017

## 3143 Multiple Plug-In Y Piece

Technical polymer, nickel-plated brass, NBR



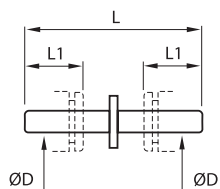
ØD1	ØD2		K	K1	L	L1	N	N1	Kg
4	6	<a href="#">3143 04 06</a>	26	21.5	49.5	35.5	11	8.5	0.018
	8	<a href="#">3143 04 08</a>	26	21.5	51	32	11	8.5	0.021
6	8	<a href="#">3143 06 08</a>	31.5	26.5	57.5	39	12	10	0.035



# Plug-In Fittings and Accessories

## 3120 Stem Connector

Technical polymer

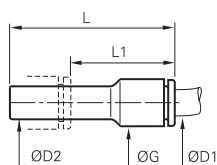


ØD		L	L1	Kg
4	<a href="#">3120 04 00</a>	34.5	12	0.001
6	<a href="#">3120 06 00</a>	38.5	14	0.001
8	<a href="#">3120 08 00</a>	41	18.5	0.001
10	<a href="#">3120 10 00</a>	51.5	20.5	0.002
12	<a href="#">3120 12 00</a>	60	24.5	0.004
14	<a href="#">3120 14 00</a>	69.5	25.5	0.007

This model exists in nickel-plated brass; please use suffix 85. Example: 3120 04 00 85  
Only compatible with Parker Legris fittings. Drawing available upon request.

## 3166 Plug-In Reducer

Technical polymer, NBR

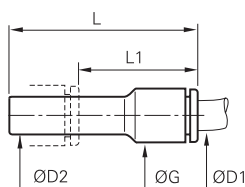


ØD1	ØD2		G	L	L1	Kg
3	4	<a href="#">3166 03 04</a>	8.5	37.5	23.5	0.002
4	6	<a href="#">3166 04 06</a>	8.5	37.5	23.5	0.001
4	8	<a href="#">3166 04 08</a>	8.5	37.5	19	0.001
	10	<a href="#">3166 04 10</a>	12	44	22.5	0.003
6	8	<a href="#">3166 06 08</a>	10.5	37.5	20	0.001
	10	<a href="#">3166 06 10</a>	10.5	38	17.5	0.002
	12	<a href="#">3166 06 12</a>	14.5	46	23	0.005
8	14	<a href="#">3166 08 14</a>	14.5	48	23	0.006
	10	<a href="#">3166 08 10</a>	13.5	49	28.5	0.003
	12	<a href="#">3166 08 12</a>	13.5	49	24.5	0.004
8	14	<a href="#">3166 08 14</a>	17	48	23	0.007
	12	<a href="#">3166 10 12</a>	21.5	56.5	33.5	0.005
10	14	<a href="#">3166 10 14</a>	21.5	58.5	33.5	0.005
	12	<a href="#">3166 12 14</a>	23.5	58.5	33.5	0.007

## 3166 Plug-In Reducer

Inch

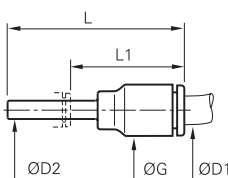
Technical polymer, NBR



ØD1	ØD2		G	L	L1	Kg
1/4	5/16	<a href="#">3166 56 08</a>	11	41	23	0.002
	3/8	<a href="#">3166 56 60</a>	11	41	21	0.002

## 3168 Plug-In Increaser

Technical polymer, NBR

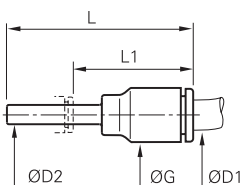


ØD1	ØD2		G	L	L1	Kg
6	4	<a href="#">3168 06 04</a>	10.5	35	23	0.001
8	6	<a href="#">3168 08 06</a>	13.5	45	31.5	0.003
	1/4	<a href="#">3168 08 56</a>	16	40	25.5	0.009
10	8	<a href="#">3168 10 08</a>	16	42.5	21	0.004
12	10	<a href="#">3168 12 10</a>	19	49	24.5	0.012

## 3168 Plug-In Increaser

Inch

Technical polymer, NBR

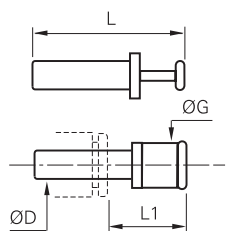


ØD1	ØD2		G	L	L1	Kg
1/4	3/16	<a href="#">3168 56 55</a>	20.5	41	25	0.002
	5/32	<a href="#">3168 56 04</a>	11	41	29	0.001

# Plug-In Fittings and Accessories

## 3126 Blanking Plug

Technical polymer



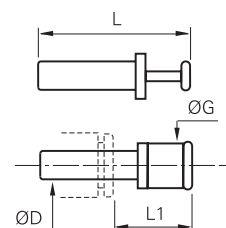
ØD		G	L	L1	Kg
3	<a href="#">3126 03 00</a>	6	25	13.5	0.001
4	<a href="#">3126 04 00</a>	4	30	15.5	0.001
6	<a href="#">3126 06 00</a>	8	33	16.5	0.001
8	<a href="#">3126 08 00</a>	10	35	17.5	0.001
10	<a href="#">3126 10 00</a>	12	42	21	0.002
12	<a href="#">3126 12 00</a>	14	45	22	0.003
14	<a href="#">3126 14 00</a>	16	49	23.5	0.005
16	<a href="#">3126 16 00*</a>	19	57	30	0.064

\*Nickel-plated brass

## 3126 Blanking Plug

Inch

Technical polymer

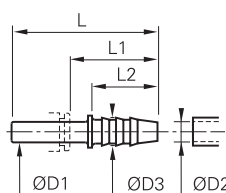


ØD		G	L	L1	Kg
1/4	<a href="#">3126 56 00</a>	8	36.5	22	0.001
3/8	<a href="#">3126 60 00</a>	12	42	22	0.002
1/2	<a href="#">3126 62 00</a>	15	48.5	21.5	0.003

5/32"(4 mm) and 5/16"(8 mm) also available

## 3122 Plug-In Barb Connector

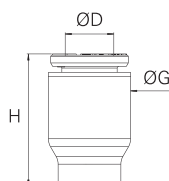
Technical polymer



ØD1	ØD2		ØD3	L	L1	L2	Kg
4	3.2	<a href="#">3122 04 53</a>	5	37	25	17	0.004
	5	<a href="#">3122 04 05</a>	7	37	25	17	0.005
6	5	<a href="#">3122 06 05</a>	7	39	25	17	0.001
	6.3	<a href="#">3122 08 56</a>	8.5	39.5	21	17	0.001
8	8	<a href="#">3122 08 08</a>	10	44.5	26	22	0.001
	6.3	<a href="#">3122 10 56</a>	8	45	24.5	17	0.002
10	8	<a href="#">3122 10 08</a>	10	50	29.5	22	0.002
	8	<a href="#">3122 12 08</a>	10	50	26	22	0.002
12	10	<a href="#">3122 12 10</a>	12	48.5	25.5	22.5	0.002
	12.5	<a href="#">3122 12 62</a>	14.5	57	34	22.5	0.004
14	12.5	<a href="#">3122 14 62</a>	14.5	59.5	34.5	22.5	0.022

## 3151 End Cap

Technical polymer, NBR



ØD		G	H	Kg
4	<a href="#">3151 04 00</a>	8.5	15	0.001
6	<a href="#">3151 06 00</a>	10.5	17	0.001
8	<a href="#">3151 08 00</a>	13.5	22	0.003
10	<a href="#">3151 10 00</a>	16	22	0.003
12	<a href="#">3151 12 00</a>	19	28	0.005
14	<a href="#">3151 14 00</a>	22	31	0.009

Other products are available upon request; please do not hesitate to consult us.

# Banjo Fittings

This range of fittings is ideal when access is only possible from above and **orientation of the tube** is required. This range of modular fittings includes single and multiple configurations, allowing **wide flexibility of design**.

## Product Advantages

**Compact**

- Compact design with minimum space between fittings
- Banjo bolt designed for maximum flow
- Easy access, even when fittings are close together
- Easy assembly and automatic sealing:
  - with pre-coating on taper threads
  - with an integral O-ring seal on parallel threads
- Safe operation: orientation of tube is ensured
- 100% leak-tested in production
- Date coding to guarantee quality and traceability

**Modular**

- Effortless stacking of banjo bodies to allow construction of 2 to 6 outlets
- Orientable (360°) for perfect alignment
- Modular: tube diameters may be different



Robotics  
Automotive Process  
Pneumatics  
Semi-Conductors  
Textile  
Packaging

Applications

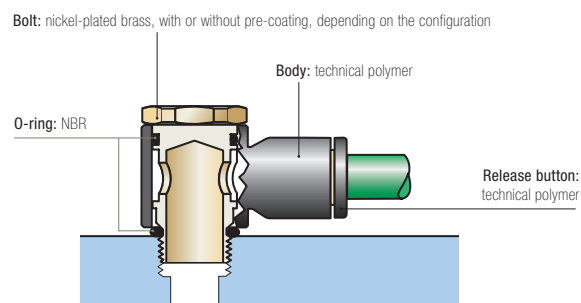
## Technical Characteristics

<b>Compatible Fluids</b>	Compressed air Other fluids: please consult us
<b>Working Pressure</b>	Vacuum to 20 bar
<b>Working Temperature</b>	-20°C to +80°C

Tightening Torque (daN.m)	Threads					
	M3 x0.5	M5 x0.8	G1/8	G1/4	G3/8	G1/2
	0.05	0.1	0.4	0.5	0.6	0.7

Reliable performance is dependent upon the type of fluid conveyed, component materials and tubing being used.  
Use is guaranteed with a vacuum of 755 mm Hg (99% vacuum).

### Component Materials



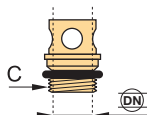
### Silicone-free

### Regulations

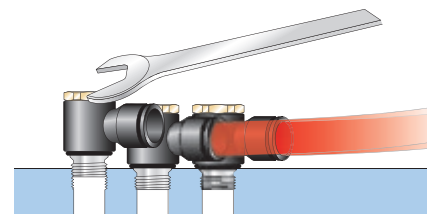
ISO 14743: Pneumatic fluid power, push-in connectors for thermoplastic tubes  
 DI : 2002/95/EC (RoHS)  
 2011/65/EC  
 DI : 97/23/EC (PED)  
 DI : 1907/2006 (REACH)

## Installation Configurations

Thread and bore diameters for part numbers 3524 - 3527 - 3528 - 3529:



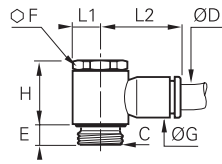
Thread (C)	M5x0.8	G1/8	G1/4	G3/8	G1/2
DN	2.5	5.5	8.5	11	13



# Banjo Fittings

## 3118 Single Banjo, Male BSPP and Metric Thread

Technical polymer, nickel-plated brass, NBR

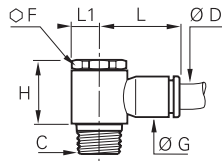


ØD	C		E	F	G	H	L1	L2	Kg
3	M3x0.5	<a href="#">3118 03 09*</a>	3	-	8.5	13	5	16	0.005
	M5x0.8	<a href="#">3118 03 19*</a>	4	-	8.5	13	5	16	0.005
4	M5x0.8	<a href="#">3118 04 19*</a>	4	-	8.5	13	5	16.5	0.004
	G1/8	<a href="#">3118 04 10</a>	4	13	8.5	17	7	18.5	0.012
6	M5x0.8	<a href="#">3118 06 19*</a>	4	-	10.5	13	7	18.5	0.004
	G1/8	<a href="#">3118 06 10</a>	4	13	10.5	17	7	20	0.013
6	G1/4	<a href="#">3118 06 13</a>	5.5	17	10.5	21	9.5	22	0.023
	G1/8	<a href="#">3118 08 10</a>	4	13	13.5	16.5	7	25	0.014
8	G1/4	<a href="#">3118 08 13</a>	5.5	17	13.5	21	9	27	0.024
	G3/8	<a href="#">3118 08 17</a>	5.5	20	13.5	24.5	11	29	0.038
8	G1/4	<a href="#">3118 10 13</a>	5.5	17	16	21	9.5	29	0.025
	G3/8	<a href="#">3118 10 17</a>	5.5	20	16	24.5	11	31	0.039
10	G1/2	<a href="#">3118 10 21</a>	8	25	19	27.5	13.5	36.5	0.084
	G3/8	<a href="#">3118 12 17</a>	5.5	20	19	24.5	11	34.5	0.041
12	G1/2	<a href="#">3118 12 21</a>	8	25	19	27.5	13.5	36.5	0.074

\*With screwdriver slot

## 3018 Single Banjo, Male BSPT Thread

Technical polymer, nickel-plated brass, NBR

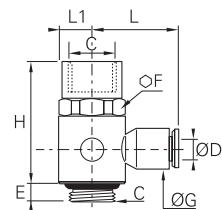


ØD	C		F	G	H	L	L1	Kg
4	R1/8	<a href="#">3018 04 10</a>	13	8.5	18.5	18.5	7	0.015
	R1/8	<a href="#">3018 06 10</a>	13	10.5	18.5	20	7	0.015
6	R1/4	<a href="#">3018 06 13</a>	17	10.5	22.5	22	9.5	0.029
	R1/8	<a href="#">3018 08 10</a>	13	13.5	18.5	25	7	0.016
8	R1/4	<a href="#">3018 08 13</a>	17	13.5	22.5	27	9.5	0.030
	R3/8	<a href="#">3018 08 17</a>	21	13.5	26.5	29	11	0.047
10	R1/4	<a href="#">3018 10 13</a>	17	16	22.5	29	9.5	0.031
	R3/8	<a href="#">3018 10 17</a>	21	16	26.5	31	11	0.048
12	R1/4	<a href="#">3018 12 13</a>	21	19	26.5	34.5	11	0.051
	R3/8	<a href="#">3018 12 17</a>	21	19	26.5	34.5	11	0.050
12	R1/2	<a href="#">3018 12 21</a>	25	19	30	37	13.5	0.086

Pre-coated thread

## 3124 Single Banjo, Male/Female BSPP and Metric Thread

Technical polymer, nickel-plated brass, NBR

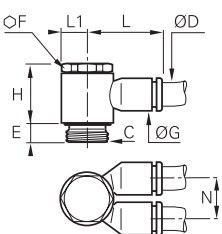


ØD	C		E	F	G	H	L	L1	Kg
4	M5x0.8	<a href="#">3124 04 19</a>	4	8	8.5	19	16	5	0.006
	G1/8	<a href="#">3124 04 10</a>	4	13	8.5	25.5	18.5	7	0.015
6	G1/4	<a href="#">3124 06 13</a>	5.5	17	10.5	33	22	9	0.030
	G3/8	<a href="#">3124 08 17</a>	5.5	20	13.5	37.5	29	11	0.043

This product family was developed to allow assembly of a function fitting on a cylinder.

## 3149 Twin Banjo, Male BSPP and Metric Thread

Technical polymer, nickel-plated brass, NBR

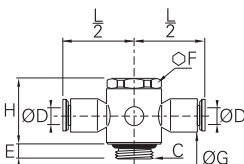


ØD	C		E	F	G	H	L	L1	N	Kg
4	M5x0.8	<a href="#">3149 04 19*</a>	4	-	8.5	13	16	4.5	9	0.005
	G1/8	<a href="#">3149 04 10</a>	4	13	10.5	16.5	18.5	7	11.5	0.018
6	G1/8	<a href="#">3149 06 10</a>	4	13	10.5	16.5	18.5	7	11.5	0.014
	G1/4	<a href="#">3149 06 13</a>	5.5	17	13.5	21	27	9.5	14.5	0.035
8	G1/4	<a href="#">3149 08 13</a>	5.5	17	13.5	21	27	9.5	14.5	0.026
	G3/8	<a href="#">3149 08 17</a>	5.5	20	16	24.5	31	11	17	0.053
10	G3/8	<a href="#">3149 10 17</a>	5.5	20	16	24.5	31	11	17	0.042

\*With screwdriver slot

## 3119 Double Banjo, BSPP and Metric Thread

Technical polymer, nickel-plated brass, NBR



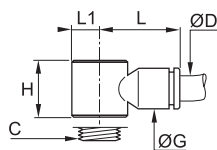
ØD	C		E	F	G	H	L/2	Kg
4	M5x0.8	<a href="#">3119 04 19*</a>	4	-	8.5	13	8	0.005
	G1/8	<a href="#">3119 04 10</a>	4	13	11	17	20	0.018
6	G1/8	<a href="#">3119 06 10</a>	4	13	11	17	20	0.014
	G1/4	<a href="#">3119 06 13</a>	5.5	17	13.5	21	26.5	0.035
8	G1/4	<a href="#">3119 08 13</a>	5.5	17	13.5	21	27	0.026
	G3/8	<a href="#">3119 08 17</a>	5.5	20	16	24.5	30.5	0.053
10	G3/8	<a href="#">3119 10 17</a>	5.5	20	16	24.5	31	0.045

\*With screwdriver slot

# Banjo Fittings

## 3538 Single Banjo Bodies

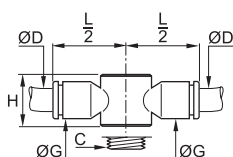
Technical polymer, NBR



ØD	C		G	H	L	L1	Kg
3	M5x0.8	<a href="#">3538 03 19</a>	8.5	13	16	5	0.003
4	M5x0.8	<a href="#">3538 04 19</a>	8.5	13	16	5	0.001
	G1/8	<a href="#">3538 04 10</a>	10.5	14.5	18.5	7	0.002
6	M5x0.8	<a href="#">3538 06 19</a>	11	13	18.5	5	0.002
	G1/8	<a href="#">3538 06 10</a>	10.5	14.5	20	7	0.002
8	G1/4	<a href="#">3538 06 13</a>	13.5	18	22	9.5	0.003
	G1/8	<a href="#">3538 08 10</a>	13.5	14.5	25	7	0.003
	G1/4	<a href="#">3538 08 13</a>	13.5	18	27	9.5	0.004
10	G3/8	<a href="#">3538 10 17</a>	13.5	21.5	29	11.5	0.009
	G1/4	<a href="#">3538 10 13</a>	16	18	29	9.5	0.005
12	G3/8	<a href="#">3538 12 17</a>	16	21.5	31	11.5	0.006
	G1/2	<a href="#">3538 12 21</a>	19	22.5	36.5	13.5	0.019
12	G3/8	<a href="#">3538 12 17</a>	19	21.5	34.5	11.5	0.011
	G1/2	<a href="#">3538 12 21</a>	19	22.5	36.5	13.5	0.009

## 3539 Double Banjo Bodies

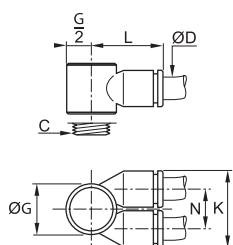
Technical polymer, NBR



ØD	C		G	H	L/2	Kg
4	M5x0.8	<a href="#">3539 04 19</a>	8.5	13	16	0.002
	G1/8	<a href="#">3539 04 10</a>	10.5	14.4	20	0.008
6	G1/8	<a href="#">3539 06 10</a>	10.5	14.4	20	0.011
	G1/4	<a href="#">3539 06 13</a>	13.5	18	26	0.015
8	G1/4	<a href="#">3539 08 13</a>	13.5	18	27	0.013
	G3/8	<a href="#">3539 08 17</a>	16	21.5	30.5	0.020
10	G3/8	<a href="#">3539 10 17</a>	16	21.5	31	0.016

## 3549 Twin Banjo Bodies

Technical polymer, NBR

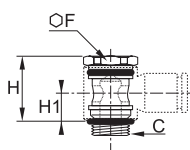


ØD	C		G	K	L	N	Kg
4	M5x0.8	<a href="#">3549 04 19</a>	10	17.5	15.5	9	0.003
	G1/8	<a href="#">3549 04 10</a>	14	22.5	20	12	0.007
	G1/4	<a href="#">3549 04 13</a>	18.5	28	25	14.5	0.020
6	G1/8	<a href="#">3549 06 10</a>	14	22.5	20.5	12	0.003
	G1/4	<a href="#">3549 06 13</a>	18.5	28	25	14.5	0.015
8	G3/8	<a href="#">3549 06 17</a>	22.5	33	28.5	17	0.031
	G1/4	<a href="#">3549 08 13</a>	18.5	28	26	14.5	0.006
10	G3/8	<a href="#">3549 08 17</a>	22.5	33	29.5	17	0.020
	G3/8	<a href="#">3549 10 17</a>	22.5	33	29.5	17	0.009

# Modular Banjo Fittings

## 3527 Single Banjo Bolts, Male BSPP and Metric Thread

Nickel-plated brass, NBR

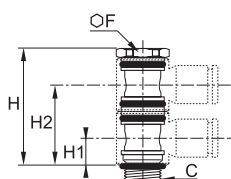


C		F	H	H1	Kg
M5x0.8	<a href="#">3527 00 19*</a>	-	17	7.5	0.003
G1/8	<a href="#">3527 00 10</a>	13	17	7.5	0.011
G1/4	<a href="#">3527 00 13</a>	17	21	9.5	0.020
G3/8	<a href="#">3527 00 17</a>	20	24.5	11	0.033
G1/2	<a href="#">3527 00 21</a>	25	27.5	11.5	0.064

\*With screwdriver slot  
Full bore

## 3528 Stacking Banjo for 2 Body High Modules, Male BSPP and Metric Thread

Nickel-plated brass, NBR

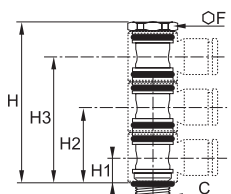


C		F	H	H1	H2	Kg
M5x0.8	<a href="#">3528 00 19*</a>	-	24.5	7.5	18.5	0.005
G1/8	<a href="#">3528 00 10</a>	13	31	7.5	22	0.017
G1/4	<a href="#">3528 00 13</a>	17	39	9.5	27.5	0.031
G3/8	<a href="#">3528 00 17</a>	20	46	11	32.5	0.053

\*With screwdriver slot  
Full bore  
Designed for use with 2 banjo bodies

## 3529 Stacking Banjo for 3 Body High Modules, Male BSPP Thread

Nickel-plated brass, NBR

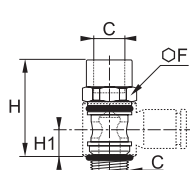


C		F	H	H1	H2	H3	Kg
G1/8	<a href="#">3529 00 10</a>	13	45.5	7.5	22	36	0.023
G1/4	<a href="#">3529 00 13</a>	17	54	9.5	27.5	45.5	0.042
G3/8	<a href="#">3529 00 17</a>	20	67.5	11	32.5	54	0.069

Full bore  
Designed for use with 2 banjo bodies

## 3524 Threaded Banjo Bolts, Male/Female BSPP and Metric Thread

Nickel-plated brass, NBR



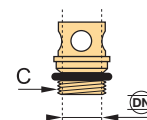
C		F	H	H1	Kg
M5x0.8	<a href="#">3524 00 19</a>	8	17	7.5	0.005
G1/8	<a href="#">3524 00 10</a>	13	24.5	7.5	0.013
G1/4	<a href="#">3524 00 13</a>	17	33	9.5	0.027
G3/8	<a href="#">3524 00 17</a>	20	37.5	11	0.039
G1/2	<a href="#">3524 00 21</a>	26	42	11.5	0.067

Full bore

Banjo bolts 3527, 3528, 3529 and 3524 are only usable in association with the corresponding bodies for modular construction 3538, 3539 and 3549.

Thread and passage size for part numbers 3527, 3528, 3529 and 3524.

Thread	M5x0.8	G1/8	G1/4	G3/8	G1/2
DN	2.5	5.5	8.5	11	13



# Modular Plug-In Connectors

These connectors allow a **maximum number of tube connections** in a **minimum of space**. Parker Legris offers an **ergonomic solution** to enable quick connection for the most complex installations.

## Product Advantages

- Panel-Mounted**
  - Panel mounted to a machine or bulkhead
  - Reduced risk of incorrect assembly
  - Possible to connect in-line
  - Plated metal joiners and clips for reinforcement
- In-Line**
  - Locating pin prevents incorrect assembly
  - Cap guides the tubes and protects connections
  - Aluminium and technical polymer components
  - Bulkhead mountable
  - Customised multi-connectors upon request
- DIN Rail**
  - Used alongside electrical connectors
  - Pressure indication
  - Can be clipped side-by-side into a DIN rail profile [ or  $\Omega$
  - Channels or slots for labels for tube identification



Robotics  
Automotive Process  
Pneumatics  
Semi-Conductors  
Textile  
Packaging

Applications

## Technical Characteristics

<b>Compatible Fluids</b>	Compressed air Other fluids: please consult us
<b>Working Pressure</b>	Vacuum to 10 bar
<b>Working Temperature</b>	-20°C to +80°C

Reliable performance is dependent upon the type of fluid conveyed, component materials and tubing being used.  
Use is guaranteed with a vacuum of 755 mm Hg (99% vacuum).

### Component Materials

- Multi-connectors:**
- panel-mounted: zinc-plated steel, technical polymer
  - in-line: aluminium, technical polymer
  - DIN rail: technical polymer

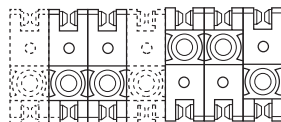
Connections: LF 3000®



**Silicone-free**

## Installation Configurations

### Panel-Mounted



Standard assembly      Customised assembly

A box contains:

- 10 units
- 20 joining clips and 4 end pins
- 4 mounting brackets
- 4 coupling clips
- 1 dismantling tool

The module is constructed from a number of symmetrical components connected by joining clips. A coupling clip locks the module closed. A dismantling tool allows disconnection.

Maximum 5 modules recommended for the mating module; the fixed module is not limited.

### In-Line



### Regulations

ISO 14743: Pneumatic fluid power, push-in connectors for thermoplastic tubes


DI: 97/23/EC (PED)

DI: 2002/95/EC (RoHS),

2011/65/EC

DI: 1907/2006 (REACH)

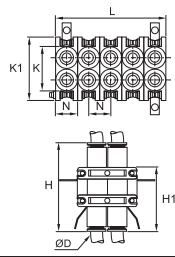
### DIN Rail Connector



# Modular Plug-In Connectors

## 3300 Modular Plug-In Connector

Technical polymer, NBR

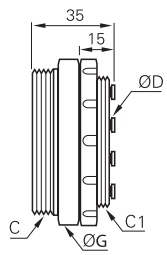


ØD		B	H	H1	K	K1	L	L1	L2	N	Kg
4	<a href="#">3300 04 00</a>	21	40.5	29.5	32	20	55	22	6	11	0.078
6	<a href="#">3300 06 00</a>	28	48	38.5	39	27.5	70	28	7.5	14	0.213
8	<a href="#">3300 08 00</a>	28	50	39	39	27.5	70	28	7.5	14	0.124

Clearance hole for Ø3 mm screw

## 3320 Multi-Connector Male Screw Body

Technical polymer, NBR

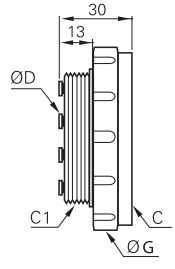


ØD	C	C1		Number of Outlets	G	Kg
4	M38x1.5	M32x1.5	<a href="#">3320 04 00 02</a>	2	42	0.046
	M46x1.5	M40x1.5	<a href="#">3320 04 00 04</a>	4	50	0.070
		M40x1.5	<a href="#">3320 04 00 07</a>	7	50	0.072
6	M65x1.5	M58x1.5	<a href="#">3320 04 00 12</a>	12	70	0.137
	M38x1.5	M32x1.5	<a href="#">3320 06 00 02</a>	2	42	0.050
		M46x1.5	M40x1.5	<a href="#">3320 06 00 04</a>	4	50
	M40x1.5		<a href="#">3320 06 00 07</a>	7	50	0.072
8	M38x1.5	M32x1.5	<a href="#">3320 08 00 02</a>	2	45	0.050

The number of male body outlets must correspond to the same number of outlets on the female body.

## 3321 Multi-Connector Female Screw Body

Technical polymer, NBR

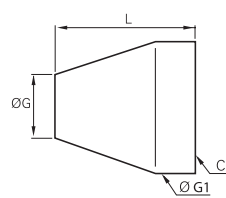


ØD	C	C1		Number of Outlets	G	Kg
4	M38x1.5	M32x1.5	<a href="#">3321 04 00 02</a>	2	45	0.040
	M46x1.5	M40x1.5	<a href="#">3321 04 00 04</a>	4	55	0.065
		M40x1.5	<a href="#">3321 04 00 07</a>	7	55	0.064
6	M65x1.5	M58x1.5	<a href="#">3321 04 00 12</a>	12	75	0.125
	M38x1.5	M32x1.5	<a href="#">3321 06 00 02</a>	2	45	0.043
		M46x1.5	M40x1.5	<a href="#">3321 06 00 04</a>	4	55
	M40x1.5		<a href="#">3321 06 00 07</a>	7	55	0.064
8	M38x1.5	M32x1.5	<a href="#">3321 08 00 02</a>	2	45	0.042

The number of female body outlets must correspond to the same number of outlets on the male body.

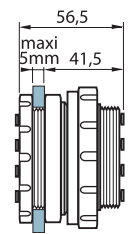
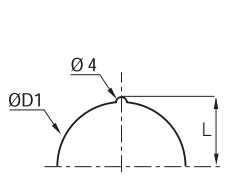
## 3329 Multi-Connector Screw Cap

Technical polymer



C		Number of Outlets	G	G1	L	Kg
M32x1.5	<a href="#">3329 00 01</a>	2	32	42	50	0.043
M40x1.5	<a href="#">3329 00 02</a>	4-7	35	50	55	0.058
M58x1.5	<a href="#">3329 00 03</a>	12	34	70	70	0.139

### Overall Dimensions for Bulkhead Mounting



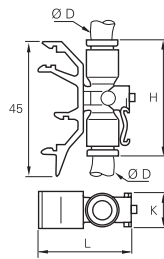
Number of Outlets	L	ØD1
2	17	32.5
4-7	21	40.5
12	30.3	58.5



# Modular Plug-In Connectors

## 3379 DIN Rail Connector for 2 Tubes

Technical polymer, NBR

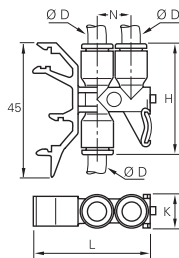


ØD		H	K	L	Kg
4	<a href="#">3379 04 00</a>	34.5	11	39.5	0.010
6	<a href="#">3379 06 00</a>	34.5	11	39.5	0.006
8	<a href="#">3379 08 00</a>	46	13	44.5	0.034

Start pressure test point on the system

## 3381 DIN Rail Connector for 3 Tubes

Technical polymer, NBR



ØD		H	K	L	N	Kg
4	<a href="#">3381 04 00</a>	36.5	11	39.5	11.5	0.012
6	<a href="#">3381 06 00</a>	36.5	11	39.5	11.5	0.028
8	<a href="#">3381 08 00</a>	46	13	44.5	14.5	0.033

Start pressure test point on the system



# Self-Sealing and Oscillating Fittings

Parker Legris has developed these two **innovative** push-in fittings in order to integrate various functions and allow **quick installation** on pneumatic circuits.

## Product Advantages

### Self-Sealing Fittings

Prevents fluid flow when there is no tube connected  
Circuits may remain pressurised when being checked and maintained  
When connected, the compressed air flow is restored in both directions

### Oscillating Fittings

Rotation matched to cylinder rod stroke  
Prevents tube wear due to excessive flexing  
Optimum reliability and durability  
Simplifies circuit assembly



Robotics  
Automotive Process  
Pneumatics  
Semi-Conductors  
Textile  
Packaging

Applications

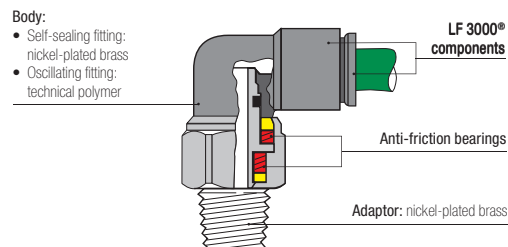
## Technical Characteristics

<b>Compatible Fluids</b>	Compressed air Other fluids: please consult us
<b>Working Pressure</b>	Vacuum to 20 bar (10 bar: self-sealing fitting)
<b>Working Temperature</b>	-20°C to +80°C

Reliable performance is dependent upon the type of fluid conveyed, component materials and tubing being used.  
Use is guaranteed with a vacuum of 755 mm Hg (99% vacuum).

### Component Materials

#### Swivel Fitting



#### Silicone-free

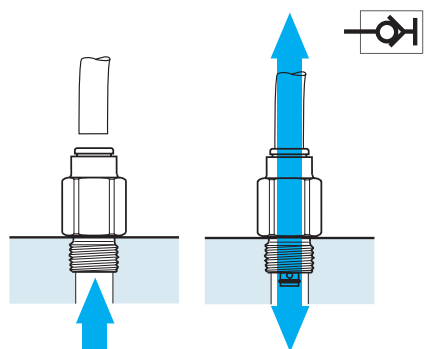
### Regulations

ISO 14743: Pneumatic fluid power, push-in connectors for thermoplastic tubes  
DI: 97/23/EC (PED)

DI: 2002/95/EC (RoHS),  
2011/65/EC  
DI: 1907/2006 (REACH)

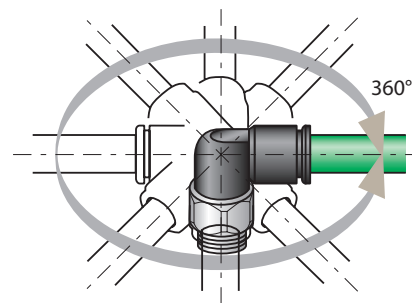
## Installation Configurations

### Self-Sealing Fitting



### Oscillating Fitting

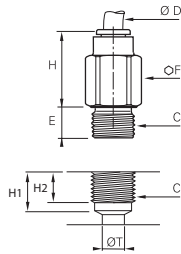
Tube O.D. (mm)	Torque (daN.m)	Max. Rotation Speed (turn/min.)
4	<math>2.5 \cdot 10^{-3}</math>	190
6	<math>4 \cdot 10^{-3}</math>	160
8	<math>7 \cdot 10^{-3}</math>	120
10	<math>11 \cdot 10^{-3}</math>	90
12	<math>16 \cdot 10^{-3}</math>	80



# Self-Sealing and Oscillating Fittings

## 3391 Self-Sealing Stud Fitting, Male BSPP Thread

Nickel-plated brass, NBR

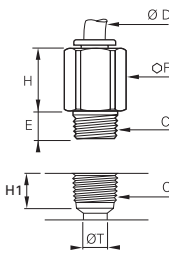


ØD	C		E	F	H	H1	H2	ØT	Kg
4	G1/8	<a href="#">3391 04 10</a>	5	13	18	7.5	6	5	0.017
6	G1/8	<a href="#">3391 06 10</a>	5	14	19.5	9	6	7.5	0.018
8	G1/8	<a href="#">3391 08 10</a>	5	14	29.5	10	6	7.5	0.025
	G1/4	<a href="#">3391 08 13</a>	5.5	16	25.5	11	8	9	0.032
10	G3/8	<a href="#">3391 10 17</a>	5.5	20	27.5	13	11	10	0.054

Maximum working pressure: 10 bar

## 3091 Self-Sealing Stud Fitting, Male BSPT Thread

Nickel-plated brass, NBR

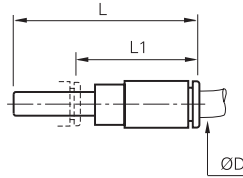


ØD	C		E	F	H	H1	ØT	Kg
4	R1/8	<a href="#">3091 04 10</a>	7.5	12	18	9.5	5	0.014
6	R1/8	<a href="#">3091 06 10</a>	7.5	13	19.5	9.5	7.5	0.015
8	R1/8	<a href="#">3091 08 10</a>	6.5	14	25	10.5	7.5	0.024
	R1/4	<a href="#">3091 08 13</a>	11	14	25.5	13.5	9	0.021
10	R3/8	<a href="#">3091 10 17</a>	11.5	17	27.5	14	10	0.035

Maximum working pressure: 10 bar

## 3160 Self-Sealing Plug-In Fitting

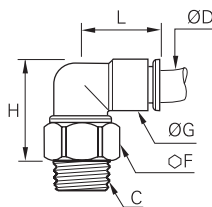
Technical polymer, NBR



ØD		L	L1	Kg
4	<a href="#">3160 04 00</a>	46	33.5	0.006
6	<a href="#">3160 06 00</a>	53.5	31	0.009
8	<a href="#">3160 08 00</a>	58	31	0.014

## 3159 Oscillating Elbow, Male BSPT Thread

Technical polymer, nickel-plated brass, NBR

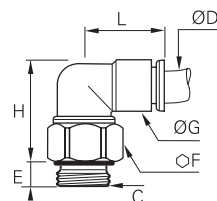


ØD	C		F	G	H	L	Kg
4	R1/8	<a href="#">3159 04 10</a>	12	11	22	17.5	0.013
	R1/8	<a href="#">3159 06 10</a>	14	14	26.5	20.5	0.020
6	R1/4	<a href="#">3159 06 13</a>	14	14	23.5	20.5	0.022
	R1/8	<a href="#">3159 08 10</a>	17	16	32	23.5	0.034
8	R1/4	<a href="#">3159 08 13</a>	17	16	29	23.5	0.034
	R3/8	<a href="#">3159 08 17</a>	17	16	25	23.5	0.031
10	R1/4	<a href="#">3159 10 13</a>	19	19.5	37.5	29	0.051
	R3/8	<a href="#">3159 10 17</a>	19	19.5	33.5	29	0.045
12	R1/4	<a href="#">3159 12 13</a>	21	22	44.5	33.5	0.074
	R3/8	<a href="#">3159 12 17</a>	21	22	41	33.5	0.067

Pre-coated thread

## 3189 Oscillating Elbow, Male BSPP and Metric Thread

Technical polymer, nickel-plated brass, NBR



ØD	C		E	F	G	H	L	Kg
4	M5x0.8	<a href="#">3189 04 19</a>	3	12	11	24.5	17.5	0.012
	G1/8	<a href="#">3189 04 10</a>	5	13	11	23	17.5	0.014
	M5x0.8	<a href="#">3189 06 19</a>	3	12	14	27.5	20.5	0.017
6	G1/8	<a href="#">3189 06 10</a>	5	14	14	27	20.5	0.020
	G1/4	<a href="#">3189 06 13</a>	5.5	16	14	25.5	20.5	0.023
	G1/8	<a href="#">3189 08 10</a>	5	17	16	33.5	23.5	0.034
8	G1/4	<a href="#">3189 08 13</a>	5.5	17	16	31	23.5	0.032
	G3/8	<a href="#">3189 08 17</a>	5.5	20	16	29.5	23.5	0.039
	G1/4	<a href="#">3189 10 13</a>	5.5	19	19.5	39	29	0.053
10	G3/8	<a href="#">3189 10 17</a>	5.5	20	19.5	37	29	0.050
	G1/4	<a href="#">3189 12 13</a>	5.5	21	22	46.5	33.5	0.073
12	G3/8	<a href="#">3189 12 17</a>	5.5	21	22	45.5	33.5	0.071

# Accessories for Push-In Fittings

Parker Legris has designed these different accessories to improve **safety** and circuit **identification**.

## Product Advantages

**Safety** | Protection of operators and equipment  
Prevents accidental disconnection  
Disconnection only possible with tooling  
Resistance to grease and cleaning agents

**Ergonomic** | Colour-coding for fluid circuit identification (6 colours)  
Setting and fixing of your circuits thanks to clips and release button covers  
Easy disconnection with tool where access is difficult  
Adapted to meet all installation configurations



Robotics  
Automotive Process  
Pneumatics  
Semi-Conductors  
Textile  
Water Treatment  
Beverage Dispensers

Applications

## Technical Characteristics

<b>Compatible Ranges</b>	LF 3000®, LIQUIfit®
<b>Working Temperature</b>	-20°C to +95°C
<b>Component Materials</b>	Tamper-proof safety clip, release button cover, clip: technical polymer Reducer and plug: nickel-plated brass

## Installation Process

### Tamper-Proof Safety Clip



### Coloured Release Button Covers

Coloured release button covers can be mounted on LF 3000® and LIQUIfit® fittings, supplied fitted with manual release buttons.

5 colours are available and allows colour coding to be used throughout circuits.



### Disconnection Tool

In cases where access is difficult, this tool can be particularly useful.



### Clip Strips

Clips are also designed to fix LF 3000® fittings in series within a minimum of space.

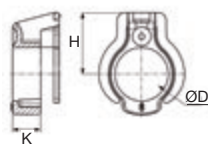


The complete range of accessories can be found in Chapter 9.

# Accessories for Push-In Fittings

## 3130 Tamper-Proof Safety Clip

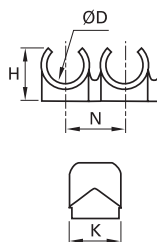
Technical polymer



ØD							H	K	kg
4	<a href="#">3130 04 01</a>	<a href="#">3130 04 02</a>	<a href="#">3130 04 03</a>	<a href="#">3130 04 04</a>	<a href="#">3130 04 05</a>	<a href="#">3130 04 10</a>	6.6	3	0.001
6	<a href="#">3130 06 01</a>	<a href="#">3130 06 02</a>	<a href="#">3130 06 03</a>	<a href="#">3130 06 04</a>	<a href="#">3130 06 05</a>	<a href="#">3130 06 10</a>	7.8	3.1	0.001
8	<a href="#">3130 08 01</a>	<a href="#">3130 08 02</a>	<a href="#">3130 08 03</a>	<a href="#">3130 08 04</a>	<a href="#">3130 08 05</a>	<a href="#">3130 08 10</a>	9.5	4.3	0.001
10	<a href="#">3130 10 01</a>	<a href="#">3130 10 02</a>	<a href="#">3130 10 03</a>	<a href="#">3130 10 04</a>	<a href="#">3130 10 05</a>	<a href="#">3130 10 10</a>	10.8	4.2	0.002
12	<a href="#">3130 12 01</a>	<a href="#">3130 12 02</a>	<a href="#">3130 12 03</a>	<a href="#">3130 12 04</a>	<a href="#">3130 12 05</a>	<a href="#">3130 12 10</a>	12.5	5.1	0.003
14	<a href="#">3130 14 01</a>	<a href="#">3130 14 02</a>	<a href="#">3130 14 03</a>	<a href="#">3130 14 04</a>	<a href="#">3130 14 05</a>	<a href="#">3130 14 10</a>	15	6	0.004

## CLIP Clip Strip for Tubes and Fittings

Technical polymer

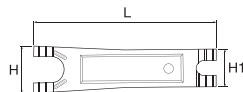


ØD		Number of Outlets	H	K	N	Kg
4	<a href="#">CLIP 04 00</a>	8	9	13.5	10.5	0.007
6	<a href="#">CLIP 06 00</a>	8	10.5	13	10.5	0.008
8	<a href="#">CLIP 08 00</a>	7	12.5	10.5	12	0.007
10	<a href="#">CLIP 10 00</a>	6	14	12	15	0.005
12	<a href="#">CLIP 12 00</a>	5	16.5	14	16.5	0.009
14	<a href="#">CLIP 14 00</a>	4	18	16	20.5	0.009

Delivered in boxes of 10 strips of the same diameter (complete with self-tapping screws of 95 mm length). These clips can be used with metric or inch tubing.

## 3000 70 Dismounting Tool

Treated steel



	H	H1	L	Kg
<a href="#">3000 70 00</a>	25	20	96	0.021

For dismantling LF 3000® tubing/fittings where access is difficult, we recommend the use of this dismantling tool.

## 3110 Coloured Release Button Covers

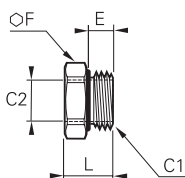
Technical polymer



ØD						kg
4	<a href="#">3110 04 00</a>	<a href="#">3110 04 02</a>	<a href="#">3110 04 03</a>	<a href="#">3110 04 04</a>	<a href="#">3110 04 05</a>	0.001
6	<a href="#">3110 06 00</a>	<a href="#">3110 06 02</a>	<a href="#">3110 06 03</a>	<a href="#">3110 06 04</a>	<a href="#">3110 06 05</a>	0.001
8	<a href="#">3110 08 00</a>	<a href="#">3110 08 02</a>	<a href="#">3110 08 03</a>	<a href="#">3110 08 04</a>	<a href="#">3110 08 05</a>	0.001
10	<a href="#">3110 10 00</a>	<a href="#">3110 10 02</a>	<a href="#">3110 10 03</a>	<a href="#">3110 10 04</a>	<a href="#">3110 10 05</a>	0.001
12	<a href="#">3110 12 00</a>	<a href="#">3110 12 02</a>	<a href="#">3110 12 03</a>	<a href="#">3110 12 04</a>	<a href="#">3110 12 05</a>	0.001
14	<a href="#">3110 14 00</a>	<a href="#">3110 14 02</a>	<a href="#">3110 14 03</a>	<a href="#">3110 14 04</a>	<a href="#">3110 14 05</a>	0.002

## 0178 Reducer, Male/Female BSPP and Metric Thread

Nickel-plated brass, NBR

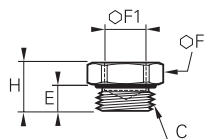


C1	C2		E	F	L	Kg
M7x1	M5x0.8	<a href="#">0178 55 19</a>	5	10	12	0.005
G1/8	M5x0.8	<a href="#">0178 10 19</a>	5	13	9	0.005
G1/4	G1/8	<a href="#">0178 13 10</a>	5.5	16	9.5	0.006
G3/8	G1/8	<a href="#">0178 17 10</a>	5.5	20	10.5	0.016
	G1/4	<a href="#">0178 17 13</a>	5.5	20	10.5	0.011
G1/2	G1/4	<a href="#">0178 21 13</a>	7.5	24	12.5	0.024
	G3/8	<a href="#">0178 21 17</a>	7.5	24	12.5	0.016
G3/4	G1/2	<a href="#">0178 27 21</a>	7.5	32	13.5	0.035

With integrated O-ring seal

## 0222 Internal Hex Plug, Male BSPP and Metric Thread

Nickel-plated brass, NBR



C		E	F	F1	H	Kg
M5x0.8	<a href="#">0222 19 00</a>	3.5	8	2.5	7	0.002
M7x1	<a href="#">0222 55 00</a>	5	10	3	8.5	0.003
G1/8	<a href="#">0222 10 00</a>	5	13	5	8.5	0.006
G1/4	<a href="#">0222 13 00</a>	5.5	16	6	9.5	0.010
G3/8	<a href="#">0222 17 00</a>	5.5	20	8	10.5	0.019
G1/2	<a href="#">0222 21 00</a>	7.5	24	10	12	0.031

With integrated O-ring seal



# LF 3200 (3 mm) Push-In Fittings Range

## Stud Fittings

- 3281**  
Metric  
Page 1-41
- 3299**  
Metric  
Page 1-41
- 3229**  
Metric  
Page 1-41
- 3298**  
Metric  
Page 1-41
- 3293**  
Metric  
Page 1-41
- 3218**  
Metric  
Page 1-42



## Tube-to-Tube Fittings and Accessories

- 3206**  
Straight  
Page 1-43
- 3202**  
Elbow  
Page 1-43
- 3204**  
Tee  
Page 1-43
- 3266**  
Reducer  
Page 1-43
- 3226**  
Plug  
Page 1-43





# LF 3200 Push-In Fittings (3 mm)

Miniature pneumatic installations are very precise and sensitive systems, having specific operating characteristics. Consequently, Parker Legris has developed this **ergonomic** range of brass push-in fittings for its **mechanical robustness** and **compactness**.

## Product Advantages

<b>Compact &amp; Lightweight</b>	25% smaller than other fittings on the market for optimum actuator dimensions Minimum weight for maximum efficiency Reduces energy consumption and limits actuator wear
<b>Resistance &amp; Performance</b>	All brass components for excellent impact resistance Gripping system with collet for increased robustness and service life Excellent resistance to high operating pressures
<b>Reliability</b>	100% leak-tested in production Date coding to guarantee quality and traceability Ideal for very sensitive applications Corrosion-resistant



Pneumatic Panels  
Robotics  
Semi-Conductors  
Textile  
Pneumatics  
Vacuum


Applications

## Technical Characteristics

<b>Compatible Fluids</b>	Compressed air
<b>Working Pressure</b>	Vacuum to 20 bar
<b>Working Temperature</b>	-15°C to +80°C
<b>Tightening Torque (daN.m)</b>	0.01 to 0.1

Reliable performance is dependent upon the type of fluid conveyed, component materials and tubing being used.  
Use is guaranteed with a vacuum of 755 mm Hg (99% vacuum).

### Component Materials




**Silicone-free**

### Regulations

**ISO 14743** ISO 14743: Pneumatic fluid power, push-in connectors for thermoplastic tubes

**DI:** 97/23/EC (PED)  
**DI:** 2002/95/EC (RoHS), 2011/65/EC  
**DI:** 94/9/EC (ATEX)  
**RG:** 1907/2006 (REACH)

## Installation Configurations



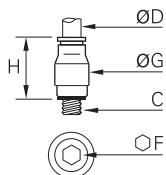
The LF 3200 fitting, connected with a 3 mm polyurethane or antistatic polyurethane tube, is the perfect solution for compact installations:

- which are highly stressed
- whose reliability is critical

# Stud Fittings

## 3281 Stud Fitting, Male Metric Thread

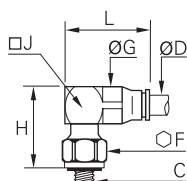
Nickel-plated brass, NBR



ØD	C		F	G	H	Kg
3	M3x0.5	<a href="#">3281 03 09</a>	1.5	6	9.5	0.001
	M5x0.8	<a href="#">3281 03 19</a>	1.5	8	9.5	0.002

## 3299 Compact Stud Elbow, Male Metric Thread

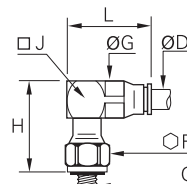
Nickel-plated brass, NBR



ØD	C		F	G	H	J	L	Kg
3	M3x0.5	<a href="#">3299 03 09</a>	6	6	13.5	6	13.5	0.004
	M5x0.8	<a href="#">3299 03 19</a>	8	6	13	6	13.5	0.005

## 3229 Extended Stud Elbow, Male Metric Thread

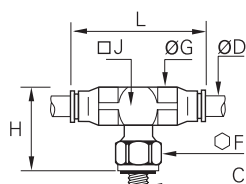
Nickel-plated brass, NBR



ØD	C		F	G	H	J	L	Kg
3	M3x0.5	<a href="#">3229 03 09</a>	6	6	16	6	13.5	0.004
	M5x0.8	<a href="#">3229 03 19</a>	8	6	17	6	13.5	0.005

## 3298 Stud Branch Tee, Male Metric Thread

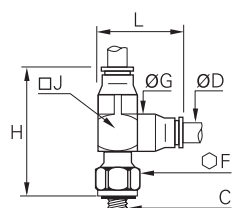
Nickel-plated brass, NBR



ØD	C		F	G	H	J	L	Kg
3	M3x0.5	<a href="#">3298 03 09</a>	6	6	13.5	6	20.5	0.004
	M5x0.8	<a href="#">3298 03 19</a>	8	6	13	6	20.5	0.005

## 3293 Stud Run Tee, Male Metric Thread

Nickel-plated brass, NBR

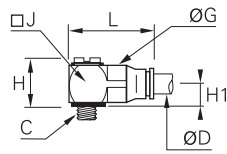


ØD	C		F	G	H	J	L	Kg
3	M3x0.5	<a href="#">3293 03 09</a>	6	6	20	6	13.5	0.004
	M5x0.8	<a href="#">3293 03 19</a>	8	6	20	6	13.5	0.005

# Stud Fittings

## 3218 Single Banjo, Male Metric Thread

Nickel-plated brass, NBR



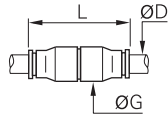
ØD	C		G	H	H1	J	L	Kg
3	M3x0.5	<a href="#">3218 03 09</a>	6	9.5	4	6	12.5	0.002
	M5x0.8	<a href="#">3218 03 19</a>	6	10.5	4.5	8	15	0.005

# Tube-to-Tube Fittings and Accessories

## 3206 Equal Tube/Tube Connector

Nickel-plated brass, NBR

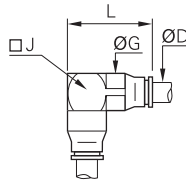
ØD		G	L	Kg
3	 3206 03 00	6	17	0.002



## 3202 Equal Elbow

Nickel-plated brass, NBR

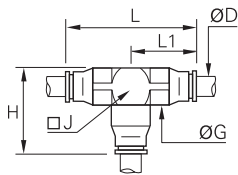
ØD		G	J	L	Kg
3	 3202 03 00	6	6	13.5	0.003



## 3204 Equal Tee

Nickel-plated brass, NBR

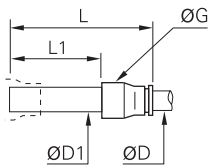
ØD		G	H	J	L	L1	Kg
3	 3204 03 00	6	13.5	6	20.5	10.5	0.004



## 3266 Plug-In Reducer

Nickel-plated brass, NBR, technical polymer

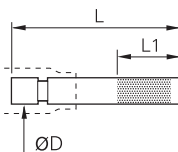
ØD	ØD1		G	L	L1	Kg
3	4	 3266 03 04	6	28	19	0.001



## 3226 Blanking Plug

Nickel-plated brass

ØD		L	L1	Kg
3	 3226 03 00	20	10	0.001



# Range of LIQUIfit® Push-In Fittings

## Stud Fittings

### Straights

**6505**  
BSPT  
Page 1-48



**6315**  
BSPT  
Page 1-48



**6353**  
BSPP  
Page 1-49



**6521**  
BSPT  
Page 1-50



### Straights - Inch

**6505**  
BSPT/NPTF  
Page 1-48



**6315**  
NPTF  
Page 1-49



**6353**  
BSPP  
Page 1-49



**6352**  
BSPP  
Page 1-49



**6325**  
UNS  
Page 1-49



**6521**  
BSPT/NPTF  
Page 1-50



### Carstick®

**6300**  
Page 1-50



### Carstick® - Inch

**6300**  
Page 1-50



### Elbows

**6579**  
BSPT  
Page 1-51



**6509**  
BSPT  
Page 1-51



### Elbows - Inch

**6579**  
BSPT/NPTF  
Page 1-51



**6509**  
BSPT/NPTF  
Page 1-52



### Tees

**6508**  
BSPT  
Page 1-52



**6503**  
BSPT  
Page 1-53



### Tees - Inch

**6508**  
BSPT/NPTF  
Page 1-53



**6503**  
BSPT/NPTF  
Page 1-53



### Plugs

**6355**  
BSPT  
Page 1-53



## Tube-to-Tube Fittings

### Straight

**6306**  
Page 1-54



### Straight - Inch

**6306**  
Page 1-54



### Elbow

**6302**  
Page 1-54



### Elbow - Inch

**6302**  
Page 1-54



### Tee

**6304**  
Page 1-55



### Tee - Inch

**6304**  
Page 1-55



### Y

**6340**  
Page 1-55



### Y - Inch

**6340**  
Page 1-55



### Cross

**6307**  
Page 1-56



### Cross - Inch

**6307**  
Page 1-56



## Bulkhead Connectors

### Straight

**6316**  
Page 1-56



### Straight - Inch

**6316**  
Page 1-56



## Plug-In Fittings and Accessories

### Elbows

**6382**  
Page 1-57



**6380**  
Page 1-57



**6382**  
Page 1-57



### Tees

**6383**  
Page 1-57



**6388**  
Page 1-57



**6388**  
Page 1-58



### Tee - Inch

### Accessories

**6366**  
Page 1-58



**6326**  
Page 1-58



**6322**  
Page 1-59



**6351**  
Page 1-59



### Accessories - Inch

**6366**  
Page 1-58



**6368**  
Page 1-58



**6326**  
Page 1-59



**6322**  
Page 1-59



**6351**  
Page 1-59








# Range of LIQUIfit+ Push-In Fittings

Stud Fittings		Tube-to-Tube Fittings		Plug-In Fittings
Straight - Inch		Straight - Inch	Elbow - Inch	Elbow - Inch
<b>6333</b> BSPP Page 1-63		<b>6336</b> BSPP Page 1-63	<b>6332</b> BSPP Page 1-63	<b>6331</b> BSPP Page 1-63
				







  

LIQUIfit® and LIQUIfit+ Accessories		
<b>3130</b> Page 1-60	<b>3110</b> Page 1-60	<b>0605</b> Page 1-60
		

# Range of LIQUIfit® Push-In Fittings with Metal Adaptor

Stud Fittings with Stainless Steel Adaptor							
Straights		Elbows		Tees			
<b>6911</b> BSPP Page 1-65	<b>6975</b> BSPT Page 1-65	<b>6959</b> BSPP Page 1-65	<b>6979</b> BSPT Page 1-66	<b>6958</b> BSPP Page 1-66	<b>6978</b> BSPT Page 1-66	<b>6953</b> BSPP Page 1-67	<b>6973</b> BSPT Page 1-67
							

Stud Fittings with Nickel-Plated Brass Adaptor							
Straights		Elbows		Tees			
<b>6901</b> BSPP Page 1-68	<b>6905</b> BSPT Page 1-68	<b>6999</b> BSPP Page 1-68	<b>6909</b> BSPT Page 1-69	<b>6998</b> BSPP Page 1-69	<b>6908</b> BSPT Page 1-69	<b>6993</b> BSPP Page 1-70	<b>6903</b> BSPT Page 1-70
							

### Part Number Construction

Example: 6505 08 17WP2

Article Type	Tube O.D.	Thread Code	Colour	Packaging
<b>65XX</b> = LIQUIfit® (without pre-coating)	<b>08</b>	<b>17</b>	<b>W</b>	<b>P2</b>
<b>63XX</b> = LIQUIfit®	4	10: 1/8 BSPT	W = White	P2 = Standard (< 10 pieces)
<b>69XX</b> = LIQUIfit® with metal adaptors	6	13: 1/4 BSPT		P3 = High volumes (≤ 100 pieces)
<b>633X</b> = LIQUIfit+	8	17: 3/8 BSPT		(on request, please consult us)-w
<b>Product Type</b>	10	21: 1/2 BSPT		
XX05 = Male Stud Fitting	12	27: 3/4 BSPT		
XX79 = Fixed Elbow				

# LIQUIfit® Push-In Fittings

This "eco-designed" range proposes an **innovative alternative** for water applications; **no fluid contamination** occurs and **environmental protection is guaranteed**. These fittings ensure **reliable and compact** connections for **liquid transfer** applications.

## Product Advantages

### Innovative Technology & Concept

- Ergonomic and aesthetic design
- The most compact product on the market for water, beverages and liquid foodstuffs
- Easy-to-clean external surfaces
- Push-in connection and disconnection
- Full flow
- Use with a pre-prepared metallic tubing
- Gripping system preventing any pumping effect
- Eco-designed (materials, manufacturing process, weight, dimensions and performance)

### Optimal Performance

- Patented sealing technology
- 100% leak-tested in production
- Date coding to guarantee quality and traceability
- Wide range of shapes and numerous configurations

### High Performance Material

- Bio-sourced polymer meeting the most severe food process regulations
- Suitable for contact with water and beverages
- Excellent chemical and mechanical resistance, even at high temperature
- Free of bisphenol A and phtalates, conforming with regulations



Hot & Cold Drinks Dispensers  
Neutral Gases  
Cooling Systems  
Food Process  
Water Purification Systems  
Water Dispensers  
Medical


Applications

## Technical Characteristics

<b>Compatible Fluids</b>	Water, beverages, CO <sub>2</sub> (inert use) Chemical fluids: please consult us		
<b>Working Pressure</b>	Vacuum to 16 bar		
<b>Working Temperature</b>	-10°C to +95°C		
<b>Tightening Torques (BSPT/NPTF)</b>	Thread	1/8" and 1/4"	3/8" and 1/2"
	daN.m	0.15	0.30

Reliable performance is dependent upon the type of fluid conveyed, component materials and tubing being used.  
Use is guaranteed with a vacuum of 755 mm Hg (99% vacuum).

### Component Materials



Silicone-free

### Regulations

DI: 2002/95/EC (RoHS), 2011/65/EC  
RG: 1935/2004/EC  
RG: 1907/2006 (REACH)  
FDA: 21 CFR  
NSF 51 at 95°C  
NSF/ANSI 61 - C HOT

DM 174  
WRAS  
ACS

# Pressure and Temperature of the Different Diameters and Related Products of the LIQUIfit® Range

-10°C		Pressure (bar)	
mm Ø	inch Ø	Fittings	Tubing
4	5/32	16	16
6	1/4	16	16
8	5/16	16	16
10	3/8	13	15
12	1/2	11	11

+1°C		Pressure (bar)	
mm Ø	inch Ø	Fittings	Tubing
4	5/32	16	16
6	1/4	16	16
8	5/16	16	16
10	3/8	13	15
12	1/2	11	11

+20°C		Pressure (bar)	
mm Ø	inch Ø	Fittings	Tubing
4	5/32	16	16
6	1/4	16	16
8	5/16	16	16
10	3/8	13	15
12	1/2	11	11

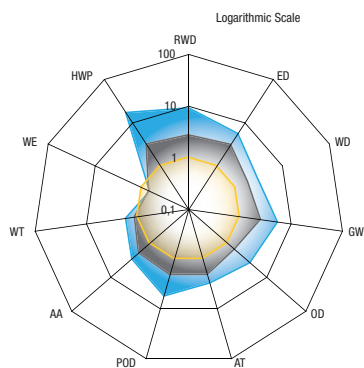
+40°C		Pressure (bar)	
mm Ø	inch Ø	Fittings	Tubing
4	5/32	16	16
6	1/4	16	16
8	5/16	16	16
10	3/8	13	15
12	1/2	11	11

+65°C		Pressure (bar)	
mm Ø	inch Ø	Fittings	Tubing
4	5/32	10	10
6	1/4	10	10
8	5/16	10	10
10	3/8	7	7
12	1/2	7	7

+95°C		Pressure (bar)	
mm Ø	inch Ø	Fittings	Tubing
4	5/32	4	4
6	1/4	4	4
8	5/16	4	4
10	3/8	4	4
12	1/2	4	4

## Environmental Footprint

Example: representation of the environmental footprint of an equal tube-to-tube connector

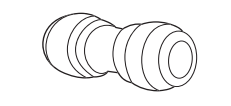


**Tube-to-Tube Connector**  
 ■ Market Standard in POM  
 ■ Market Standard in PP  
 ■ Parker Legris

LIQUIfit®  
**Tube-to-Tube Connector**



**Market Standard**  
**Tube-to-Tube Connector**



RWD: Raw Material Depletion  
 ED: Energy Depletion  
 WD: Water Depletion  
 GW: Global Warming  
 OZ: Ozone Depletion  
 AT: Air Toxicity

POC: Photochemical Ozone Creation  
 AA: Air Acidification  
 WT: Water Toxicity  
 WE: Water Eutrophication  
 HWP: Hazardous Waste Production

## Environmental Approach

The Life Cycle Analysis (LCA) offers a true alternative in terms of environmental differentiation.

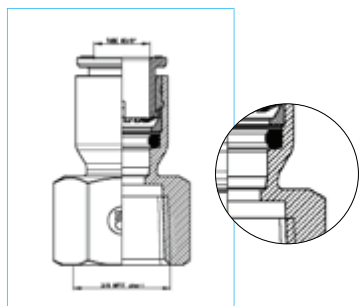
We carried out a comparative LCA on the market of drinking water between 3 Parker Legris fittings and the standard products on the market.

This analysis relies on ISO 14020, ISO 14025 and IEC PAS 62545 standards and the results are presented in a report approved by an ethics committee (Bureau Veritas).

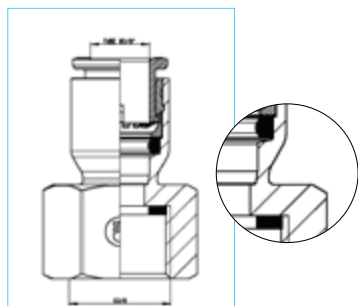


## Sealing Profile for Female Thread Stud Fitting

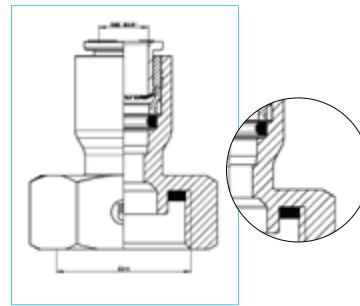
Stud Fitting,  
 Female NPTF Thread  
**6315**



Stud Fitting Flat Type,  
 Female BSPP Thread,  
**6352 and 6333**



Tap Connector Cone Type,  
 Female BSPP Thread,  
**6353**



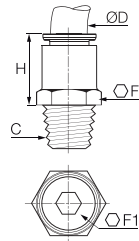


# Stud Fittings

## 6505 Stud Fitting, Male BSPT Thread



Bio-based polymer, EPDM



ØD	C			F	F1	H	kg
4	R1/8	6505 04 10WP2		11	3	18	0.003
	R1/4	6505 04 13WP2		14	3	18	0.004
6	R1/8	6505 06 10WP2	6505 06 10WP3	11	4	18	0.002
	R1/4	6505 06 13WP2	6505 06 13WP3	14	4	18	0.004
8	R1/8	6505 08 10WP2	6505 08 10WP3	17	6	20	0.004
	R1/4	6505 08 13WP2	6505 08 13WP3	14	6	20	0.004
	R3/8	6505 08 17WP2	6505 08 17WP3	17	6	20	0.005
10	R1/4	6505 10 13WP2	6505 10 13WP3	17	7	21.5	0.005
	R3/8	6505 10 17WP2	6505 10 17WP3	19	7	21.5	0.007
12	R1/2	6505 10 21WP2		22	7	21.5	0.010
	R3/8	6505 12 17WP2	6505 12 17WP3	19	9	24.5	0.008
	R1/2	6505 12 21WP2	6505 12 21WP3	22	9	24.5	0.012

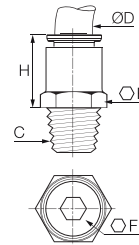
WP3 = high volumes (number of parts per bag: 40, 50 or 100, depending on the diameters)  
Thread without pre-coating

## 6505 Stud Fitting, Male NPTF Thread



Inch

Bio-based polymer, EPDM



ØD	C			F	F1	H	kg
1/4	NPT1/8	6505 56 11WP2		1/2	5/32	17	0.002
	NPT1/4	6505 56 14WP2	6505 56 14WP3	9/16	5/32	17	0.003
3/8	NPT1/4	6505 60 14WP2		3/4	1/4	22	0.006
	NPT3/8	6505 60 18WP2		3/4	1/4	22	0.007
1/2	NPT3/8	6505 62 18WP2		15/16	3/8	28	0.012
	NPT1/2	6505 62 22WP2		15/16	3/8	28	0.013

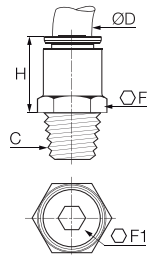
WP3 = high volumes (number of parts per bag: 40, 50 or 100, depending on the diameters)  
Thread without pre-coating

## 6505 Stud Fitting, Male BSPT Thread



Inch

Bio-based polymer, EPDM



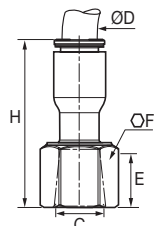
ØD	C			F	F1	H	kg
1/4	R1/8	6505 56 10WP2		11	5	17	0.002
	R1/4	6505 56 13WP2		14	5	17	0.003
3/8	R1/4	6505 60 13WP2		17	7	22	0.006
	R3/8	6505 60 17WP2		19	7	22	0.006
1/2	R1/2	6505 60 21WP2		22	7	28	0.012
	R3/8	6505 62 17WP2		24	9	28	0.014
	R1/2	6505 62 21WP2		24	9	28	0.017

Thread without pre-coating.  
5/32" (4mm) and 5/16" (8mm) also available.

## 6315 Stud Connector, Female BSPT Thread



Bio-based polymer, EPDM



ØD	C			E	F	H	kg
6	R1/8	6315 06 10WP2		11	13	32	0.003
	R1/4	6315 06 13WP2	6315 06 13WP3	14	16	33	0.004
8	R1/4	6315 08 13WP2	6315 08 13WP3	14	16	33.5	0.004
	R3/8	6315 08 17WP2	6315 08 17WP3	14	20	36	0.009

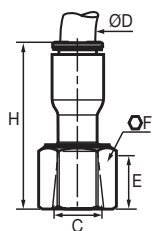
WP3 = high volumes (number of parts per bag: 40, 50 or 100, depending on the diameters).

# Stud Fittings

## 6315 Stud Fitting, Female NPTF Thread



Bio-based polymer, EPDM



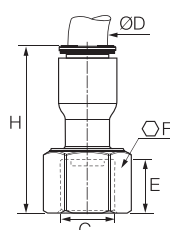
ØD	C		F	H	kg
1/4	NPT1/4	<a href="#">6315 56 14WP2</a>	11/16	30	0.003
3/8	NPT3/8	<a href="#">6315 60 18WP2</a>	13/16	36	0.007

See sealing profile page 1-47.

## 6353 Tap Connector Cone Type, Female BSPP Thread



Bio-based polymer, EPDM



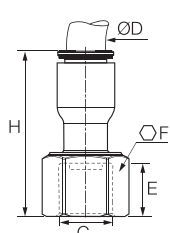
ØD	C		E	F	H	kg
6	G3/4	<a href="#">6353 06 27WP2</a>	10	32	32	0.011
8	G3/4	<a href="#">6353 08 27WP2</a>	10	32	40.5	0.017
10	G1/2	<a href="#">6353 10 21WP2</a>	12	27	36	0.011

See sealing profile page 1-47.

## 6353 Tap Connector Cone Type, Female BSPP Thread



Bio-based polymer, EPDM



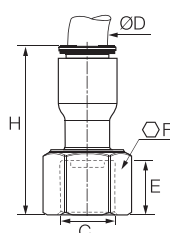
ØD	C		E	F	H	kg
1/4	G3/4	<a href="#">6353 56 27WP2</a>	10	32	31	0.006
3/8	G1/2	<a href="#">6353 60 21WP2</a>	12	27	36	0.011
	G3/4	<a href="#">6353 60 27WP2</a>	10	32	41	0.018
1/2	G3/4	<a href="#">6353 62 27WP2</a>	10	32	44.5	0.014

See sealing profile page 1-47.

## 6352 Stud Fitting Flat Type, Female BSPP Thread



Bio-based polymer, EPDM



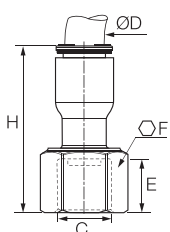
ØD	C		E	F	H	kg
8	G1/2	<a href="#">6352 08 21WP2</a>	10.5	27	35.5	0.009
	G5/8	<a href="#">6352 08 23WP2</a>	10.5	29	32	0.013
3/8	G3/8	<a href="#">6352 60 17WP2</a>	12	22	36	0.008
	G1/2	<a href="#">6352 60 21WP2</a>	12	27	36	0.011
1/2	G5/8	<a href="#">6352 62 23WP2</a>	10.5	29	35.5	0.013

See sealing profile page 1-47.

## 6325 Faucet Connector, Female UNS Thread



Bio-based polymer, EPDM



ØD	C		E	F	H	kg
1/4	UNS7/16-24	<a href="#">6325 56 133WP2</a>	7	9/16	31	0.002
3/8	UNS7/16-24	<a href="#">6325 60 133WP2</a>	7	9/16	32	0.004

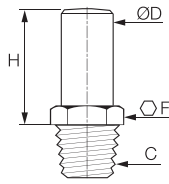
See sealing profile page 1-47.

# Stud Fittings

## 6521 Stud Standpipe, Male BSPT Thread



Bio-based polymer



ØD	C		F	H	kg
6	R1/8	6521 06 10WP2	13	19	0.002
	R1/4	6521 06 13WP2	14	19	0.003
	R3/8	6521 06 17WP2	17	19	0.004
8	R1/8	6521 08 10WP2	19	23	0.003
	R1/4	6521 08 13WP2	19	23	0.004
	R3/8	6521 08 17WP2	19	23	0.004
10	R1/4	6521 10 13WP2	19	25	0.004
	R3/8	6521 10 17WP2	19	25	0.005
	R1/2	6521 10 21WP2	22	25	0.008
12	R3/8	6521 12 17WP2	22	28	0.005
	R1/2	6521 12 21WP2	22	28	0.007

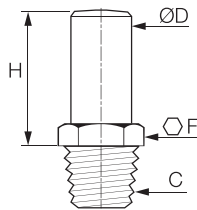
Thread without pre-coating.

## 6521 Stud Standpipe, Male NPTF Thread



Inch

Bio-based polymer



ØD	C		F	H	kg
1/4	NPT1/8	6521 56 11WP2	1/2	19	0.001
	NPT1/4	6521 56 14WP2	1/2	19	0.002
	NPT3/8	6521 56 18WP2	3/4	19.5	0.004
3/8	NPT1/4	6521 60 14WP2	3/4	25	0.004
	NPT3/8	6521 60 18WP2	3/4	25	0.004
1/2	NPT3/8	6521 62 18WP2	15/16	31	0.010
	NPT1/2	6521 62 22WP2	15/16	32.5	0.013

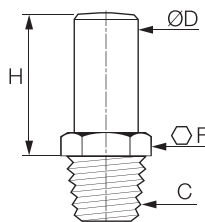
Thread without pre-coating.

## 6521 Stud Standpipe, Male BSPT Thread



Inch

Bio-based polymer



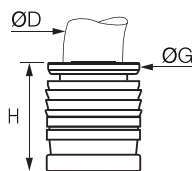
ØD	C		F	H	kg
1/4	R1/8	6521 56 10WP2	14	19	0.001
	R1/4	6521 56 13WP2	14	19	0.002
	R3/8	6521 56 17WP2	17	19	0.004
3/8	R1/4	6521 60 13WP2	19	25	0.004
	R3/8	6521 60 17WP2	19	25	0.004
1/2	R3/8	6521 62 17WP2	24	31.5	0.006
	R1/2	6521 62 21WP2	24	31.5	0.009

Thread without pre-coating. 5/16" (8mm) also available.

## 6300 LIQUIfit® Cartridge



Brass, EPDM



ØD		G	G1	H	L	kg
4	6300 04 00	8	11	10	554	0.002
6	6300 06 00	10	14.5	11.5	629	0.002
8	6300 08 00	13	15	15	794	0.003
10	6300 10 00	15.5	19.5	17	930	0.005
12	6300 12 00	18.5	21	19.5	1038	0.010

50 cartridges per Carstick®

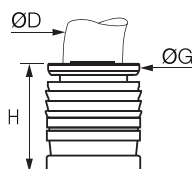


## 6300 LIQUIfit® Cartridge



Inch

Brass, EPDM



ØD		G	G1	H	L	kg
1/4	6300 56 00	10.5	14.5	12.5	600	0.002
3/8	6300 60 00	15.5	19	17	930	0.005
1/2	6300 62 00	22	25	23	1038	0.011

50 cartridges per Carstick®  
5/32" (4 mm) and 5/16" (8 mm) also available.

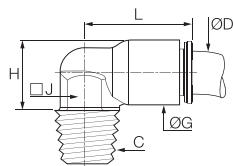


# Stud Fittings

## 6579 Fixed Elbow, Male BSPT Thread



Bio-based polymer, EPDM



ØD	C		G	H	J	L	kg
6	R1/8	<a href="#">6579 06 10WP2</a>	11	14	10	19	0.002
	R1/4	<a href="#">6579 06 13WP2</a>	11	14	10	19	0.003
	R3/8	<a href="#">6579 06 17WP2</a>	11	14	10	19	0.004

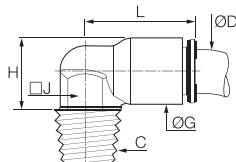
Thread without pre-coating.

## 6579 Fixed Elbow, Male NPTF Thread



Inch

Bio-based polymer, EPDM



ØD	C		G	H	J	L	kg
1/4	NPT1/8	<a href="#">6579 56 11WP2</a>	11	22	3/8	18	0.009
	NPT1/4	<a href="#">6579 56 14WP2</a>	11	26	3/8	18	0.003
	NPT3/8	<a href="#">6579 56 18WP2</a>	11	26.5	3/8	18	0.004
3/8	NPT1/4	<a href="#">6579 60 14WP2</a>	16	32	1/2	26	0.006
	NPT3/8	<a href="#">6579 60 18WP2</a>	16	32	1/2	26	0.006

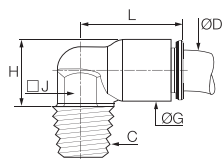
Thread without pre-coating.

## 6579 Fixed Elbow, Male BSPT Thread



Inch

Bio-based polymer, EPDM



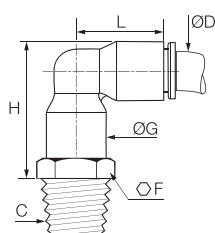
ØD	C		G	H	J	L	kg
1/4	R1/8	<a href="#">6579 56 10WP2</a>	11	22	10	18	0.002
	R1/4	<a href="#">6579 56 13WP2</a>	11	26	10	18	0.003
	R3/8	<a href="#">6579 56 17WP2</a>	11	26	10	18	0.004
3/8	R1/4	<a href="#">6579 60 13WP2</a>	16	31.5	13	26	0.006
	R3/8	<a href="#">6579 60 17WP2</a>	16	32	13	26	0.006

Thread without pre-coating.

## 6509 Stud Elbow, Male BSPT Thread



Bio-based polymer, EPDM



ØD	C		F	G	H	L	kg	
6	R1/8	<a href="#">6509 06 10WP2</a>	13	10.5	28	24	0.037	
	R1/4	<a href="#">6509 06 13WP2</a>	14	10.5	28	24	0.007	
	R3/8	<a href="#">6509 06 17WP2</a>	17	10.5	28	24	0.008	
8	R1/8	<a href="#">6509 08 10WP2</a>	19	13.5	34	29.5	0.010	
	R1/4	<a href="#">6509 08 13WP2</a>	<a href="#">6509 08 13WP3</a>	19	13.5	34	29.5	0.011
	R3/8	<a href="#">6509 08 17WP2</a>	19	13.5	34	29.5	0.011	
10	R1/4	<a href="#">6509 10 13WP2</a>	19	16	38	34.5	0.019	
	R3/8	<a href="#">6509 10 17WP2</a>	19	16	38	34.5	0.020	
12	R1/2	<a href="#">6509 10 21WP2</a>	22	16	38	34.5	0.023	
	R3/8	<a href="#">6509 12 17WP2</a>	22	19	44	40	0.022	
	R1/2	<a href="#">6509 12 21WP2</a>	22	19	44	40	0.024	

WP3 = high volumes (number of parts per bag: 40, 50 or 100, depending on the diameters)  
Thread without pre-coating, the body swivels for positioning purposes.

## Complementary LIQUIFIT® Range Products

The other LIQUIFIT® range products are presented in the corresponding chapters of this catalogue:

### Technical Tubing and Hose

#### Advanced PE

P. 3-26



### Function Fittings

#### Non-Return Valves

P. 4-44



### Industrial Ball Valves

#### LIQUIFIT® Ball Valves

P. 6-34

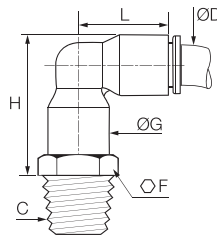


# Stud Fittings

## 6509 Stud Elbow, Male NPTF Thread



Bio-based polymer, EPDM



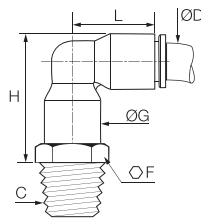
ØD	C		F	G	H	L	kg
1/4	NPT1/8	6509 56 11WP2	1/2	11	28	23.5	0.003
	NPT1/4	6509 56 14WP2	9/16	11	28	23.5	0.004
	NPT3/8	6509 56 18WP2	3/4	11	28.5	23.5	0.006
3/8	NPT1/4	6509 60 14WP2	3/4	16	38	34	0.010
	NPT3/8	6509 60 18WP2	3/4	16	38	34	0.011
1/2	NPT3/8	6509 62 18WP2	15/16	22	50.5	46.5	0.024
	NPT1/2	6509 62 22WP2	15/16	22	51.5	46.5	0.027

Thread without pre-coating, the body swivels for positioning purposes.

## 6509 Stud Elbow, Male BSPT Thread



Bio-based polymer, EPDM



ØD	C		F	G	H	L	kg
1/4	R1/8	6509 56 10WP2	14	11	28	23.5	0.003
	R1/4	6509 56 13WP2	14	11	28	23.5	0.004
	R3/8	6509 56 17WP2	17	11	28	23.5	0.006
3/8	R1/4	6509 60 13WP2	19	16	38	34	0.010
	R3/8	6509 60 17WP2	19	16	38	34	0.011
1/2	R3/8	6509 62 17WP2	24	22	50.5	46.5	0.024
	R1/2	6509 62 21WP2	24	22	50.5	46.5	0.027

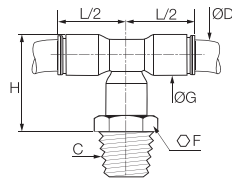
5/16" (8 mm) also available.

Thread without pre-coating, the body swivels for positioning purposes.

## 6508 Branch Tee, Male BSPT Thread



Bio-based polymer, EPDM



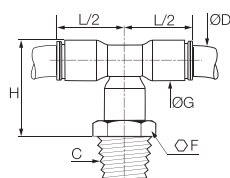
ØD	C		F	G	H	L/2	kg
6	R1/8	6508 06 10WP2	13	10.5	28	18	0.008
	R1/4	6508 06 13WP2	14	10.5	28	18	0.009
	R3/8	6508 06 17WP2	17	10.5	28	18	0.010
8	R1/8	6508 08 10WP2	19	13.5	34	23	0.012
	R1/4	6508 08 13WP2	19	13.5	34	23	0.013
	R3/8	6508 08 17WP2	19	13.5	34	23	0.013
10	R1/4	6508 10 13WP2	19	16	38	26.5	0.018
	R3/8	6508 10 17WP2	19	16	38	26.5	0.019
	R1/2	6508 10 21WP2	22	16	38	26.5	0.022
12	R3/8	6508 12 17WP2	22	19	44	31	0.024
	R1/2	6508 12 21WP2	22	19	44	31	0.026

Thread without pre-coating, the body swivels for positioning purposes.

## 6508 Branch Tee, Male NPTF Thread



Bio-based polymer, EPDM



ØD	C		F	G	H	L/2	kg
1/4	NPT1/8	6508 56 11WP2	1/2	11	28	18	0.004
	NPT1/4	6508 56 14WP2	9/16	11	28	18	0.005
	NPT3/8	6508 56 18WP2	3/4	11	29	18	0.007
3/8	NPT1/4	6508 60 14WP2	3/4	16	38	26	0.013
	NPT3/8	6508 60 18WP2	3/4	16	38	26	0.013
1/2	NPT3/8	6508 62 18WP2	15/16	22	50	35.5	0.031
	NPT1/2	6508 62 22WP2	15/16	22	51	35.5	0.034

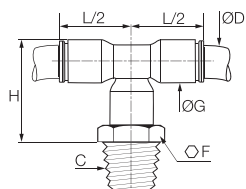
Thread without pre-coating, the body swivels for positioning purposes.

# Stud Fittings

## 6508 Branch Tee, Male BSPT Thread



Bio-based polymer, EPDM



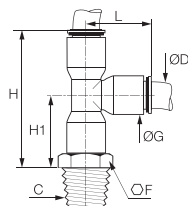
ØD	C		F	G	H	L/2	kg
R1/8	6508 56 10WP2		13	11	28	18	0.000
1/4	R1/4	6508 56 13WP2	14	11	28	18	0.000
	R3/8	6508 56 17WP2	17	11	28	18	0.000
3/8	R1/4	6508 60 13WP2	19	16	38	26	0.000
	R3/8	6508 60 17WP2	19	16	38	26	0.013
1/2	R3/8	6508 62 17WP2	24	22	50	35.5	0.000
	R1/2	6508 62 21WP2	24	22	50	35.5	0.000

5/16" (8 mm) also available.  
Thread without pre-coating, the body swivels for positioning purposes.

## 6503 Run Tee, Male BSPT Thread



Bio-based polymer, EPDM



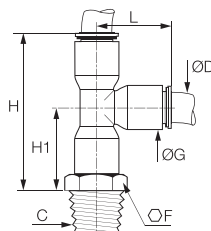
ØD	C		F	G	H	H1	L	kg
R1/8	6503 06 10WP2		13	10.5	40	22	18.5	0.008
6	R1/4	6503 06 13WP2	14	10.5	40	22	18.5	0.009
	R3/8	6503 06 17WP2	17	10.5	40	22	18.5	0.010
8	R1/8	6503 08 10WP2	19	13.5	50	27	23	0.012
	R1/4	6503 08 13WP2	19	13.5	50	27	23	0.013
10	R3/8	6503 08 17WP2	19	13.5	50	27	23	0.013
	R1/4	6503 10 13WP2	19	16	56.5	30	26.5	0.018
12	R3/8	6503 10 17WP2	19	16	56.5	30	26.5	0.019
	R1/2	6503 10 21WP2	22	16	56.5	30	26.5	0.022
12	R3/8	6503 12 17WP2	22	19	65.5	34.5	31	0.024
	R1/2	6503 12 21WP2	22	19	65.5	34.5	31	0.026

Thread without pre-coating, the body swivels for positioning purposes.

## 6503 Run Tee, Male BSPT Thread



Bio-based polymer, EPDM



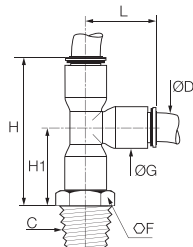
ØD	C		F	G	H	H1	L	kg
NPT1/8	6503 56 11WP2		1/2	11	40.5	22.5	18	0.004
1/4	NPT1/4	6503 56 14WP2	9/16	11	40.5	22.5	18	0.005
	NPT3/8	6503 56 18WP2	3/4	11	41.5	23	18	0.007
3/8	NPT1/4	6503 60 14WP2	3/4	16	56	30	26	0.013
	NPT3/8	6503 60 18WP2	3/4	16	56	30	26	0.013
1/2	NPT3/8	6503 62 18WP2	15/16	22	75	39.5	35.5	0.031
	NPT1/2	6503 62 22WP2	15/16	22	76	40.5	35.5	0.035

Thread without pre-coating, the body swivels for positioning purposes.

## 6503 Run Tee, Male BSPT Thread



Bio-based polymer, EPDM



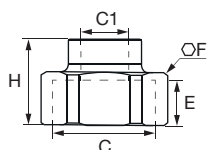
ØD	C		F	G	H	H1	L	kg
R1/8	6503 56 10WP2		14	11	41.5	22.5	18	0.004
1/4	R1/4	6503 56 13WP2	14	11	41.5	22.5	18	0.005
	R3/8	6503 56 17WP2	17	11	41.5	23	18	0.007
3/8	R1/4	6503 60 13WP2	19	16	56	30	26	0.013
	R3/8	6503 60 17WP2	19	16	56	30	26	0.013
1/2	R3/8	6503 62 17WP2	24	22	75	39.5	35.5	0.032
	R1/2	6503 62 21WP2	24	22	75	39.5	35.5	0.035

Thread without pre-coating, the body swivels for positioning purposes.

## 6355 Unequal Connector, Female BSPP Thread



Bio-based polymer



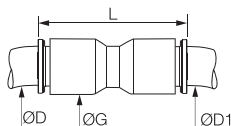
C	C1		E	F	H	kg
G3/4	G1/4	6355 13 27WP2	10	32	23.5	0.050

# Tube-to-Tube Fittings

## 6306 Equal and Unequal Tube-to-Tube Connector



Bio-based polymer, EPDM



ØD	ØD1			G	L	kg
4	4	<a href="#">6306 04 00WP2</a>		8.5	26.5	0.002
	6	<a href="#">6306 04 06WP2</a>		10.5	29	0.002
	8	<a href="#">6306 04 08WP2</a>		13.5	37	0.005
6	6	<a href="#">6306 06 00WP2</a>	<a href="#">6306 06 00WP3</a>	10.5	30	0.004
	8	<a href="#">6306 06 08WP2</a>		13.5	37	0.005
	10	<a href="#">6306 06 10WP2</a>		16	42	0.007
8	8	<a href="#">6306 08 00WP2</a>	<a href="#">6306 08 00WP3</a>	13.5	37	0.004
	10	<a href="#">6306 08 10WP2</a>		16	42	0.007
	12	<a href="#">6306 08 12WP2</a>		19	50	0.012
10	10	<a href="#">6306 10 00WP2</a>	<a href="#">6306 10 00WP3</a>	16	42	0.009
	12	<a href="#">6306 10 12WP2</a>		19	50	0.013
12	12	<a href="#">6306 12 00WP2</a>	<a href="#">6306 12 00WP3</a>	19	50.5	0.009

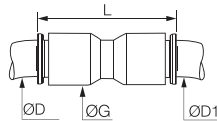
WP3 = high volumes (number of parts per bag: 40, 50 or 100, depending on the diameters)

## 6306 Equal and Unequal Union Connector



Inch

Bio-based polymer, EPDM



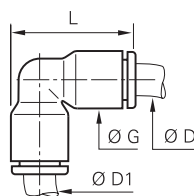
ØD	ØD1			G	L	kg
5/16	3/8	<a href="#">6306 08 60WP2</a>		16	42	0.008
	1/2	<a href="#">6306 08 62WP2</a>		22	55	0.018
1/4	1/4	<a href="#">6306 56 00WP2</a>	<a href="#">6306 56 00WP3</a>	11	30	0.004
	5/16	<a href="#">6306 56 08WP2</a>	<a href="#">6306 56 08WP3</a>	13.5	37	0.007
	3/8	<a href="#">6306 56 60WP2</a>		16	41	0.007
3/8	3/8	<a href="#">6306 60 00WP2</a>	<a href="#">6306 60 00WP3</a>	16	42	0.006
	1/2	<a href="#">6306 60 62WP2</a>		22	56	0.020
1/2	1/2	<a href="#">6306 62 00WP2</a>		22	57	0.016

WP3 = high volumes (number of parts per bag: 40, 50 or 100, depending on the diameters)

## 6302 Equal and Unequal Elbow



Bio-based polymer, EPDM



ØD	ØD1			G	L	kg
4	4	<a href="#">6302 04 00WP2</a>		8.5	19	0.002
	6	<a href="#">6302 04 06WP2</a>		10.5	24	0.004
6	6	<a href="#">6302 06 00WP2</a>	<a href="#">6302 06 00WP3</a>	10.5	24	0.004
	8	<a href="#">6302 06 08WP2</a>		13.5	29.5	0.006
8	8	<a href="#">6302 08 00WP2</a>	<a href="#">6302 08 00WP3</a>	13.5	29	0.004
	10	<a href="#">6302 08 10WP2</a>		16	34.5	0.008
10	10	<a href="#">6302 10 00WP2</a>	<a href="#">6302 10 00WP3</a>	16	34.5	0.005
	12	<a href="#">6302 10 12WP2</a>		19	40.5	0.013
12	12	<a href="#">6302 12 00WP2</a>	<a href="#">6302 12 00WP3</a>	19	40.5	0.010

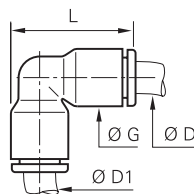
WP3 = high volumes (number of parts per bag: 40, 50 or 100, depending on the diameters)

## 6302 Equal and Unequal Union Elbow



Inch

Bio-based polymer, EPDM



ØD	ØD1			G	L	kg
5/16	3/8	<a href="#">6302 08 60WP2</a>		16	34	0.009
	1/4	<a href="#">6302 56 00WP2</a>	<a href="#">6302 56 00WP3</a>	11	24	0.005
1/4	5/16	<a href="#">6302 56 08WP2</a>	<a href="#">6302 56 08WP3</a>	13.5	29.5	0.006
	3/8	<a href="#">6302 56 60WP2</a>		16	34	0.008
3/8	3/8	<a href="#">6302 60 00WP2</a>	<a href="#">6302 60 00WP3</a>	16	34	0.006
	1/2	<a href="#">6302 60 62WP2</a>		22	46.5	0.011
1/2	1/2	<a href="#">6302 62 00WP2</a>		22	46.5	0.017

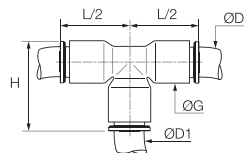
WP3 = high volumes (number of parts per bag: 40, 50 or 100, depending on the diameters)

# Tube-to-Tube Fittings

## 6304 Equal Tee



Bio-based polymer, EPDM



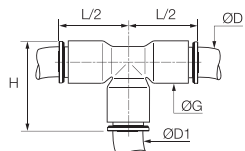
ØD	ØD1			G	H	L/2	kg	
4	4	<a href="#">6304 04 00WP2</a>			8.5	20	15.5	0.004
6	6	<a href="#">6304 06 00WP2</a>	<a href="#">6304 06 00WP3</a>		10.5	23	18	0.006
8	8	<a href="#">6304 08 00WP2</a>	<a href="#">6304 08 00WP3</a>		13.5	29	22.5	0.006
10	10	<a href="#">6304 10 00WP2</a>	<a href="#">6304 10 00WP3</a>		16	34.5	26.5	0.009
12	12	<a href="#">6304 12 00WP2</a>	<a href="#">6304 12 00WP3</a>		19	40	31	0.014

WP3 = high volumes (number of parts per bag: 40, 50 or 100, depending on the diameters)

## 6304 Equal and Unequal Tee



Bio-based polymer, EPDM



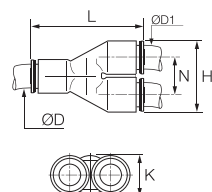
ØD	ØD1			G	H	L/2	kg
1/4	1/4	<a href="#">6304 56 00WP2</a>	<a href="#">6304 56 00WP3</a>	11	24	18	0.002
3/8	3/8	<a href="#">6304 60 00WP2</a>	<a href="#">6304 60 00WP3</a>	16	34	26	0.009
	1/4	<a href="#">6304 60 56WP2</a>		16	34	26	0.011
1/2	1/2	<a href="#">6304 62 00WP2</a>		22	47	36	0.027
	3/8	<a href="#">6304 62 60WP2</a>		22	47	36	0.009

 WP3 = high volumes (number of parts per bag: 40, 50 or 100, depending on the diameters)  
 5/32" (4 mm) and 5/16" (8 mm) also available

## 6340 Equal Single Y Piece



Bio-based polymer, EPDM



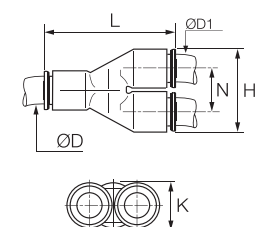
ØD	ØD1			H	K	L	N	kg
4	4	<a href="#">6340 04 00WP2</a>		17.5	8.5	30	9	0.004
6	6	<a href="#">6340 06 00WP2</a>	<a href="#">6340 06 00WP3</a>	21.5	10.5	36.5	11	0.008
8	8	<a href="#">6340 08 00WP2</a>		28	13.5	44.5	14.5	0.007
10	10	<a href="#">6340 10 00WP2</a>		33	16	53	17	0.010
12	12	<a href="#">6340 12 00WP2</a>		39	19	60.5	20	0.025

WP3 = high volumes (number of parts per bag: 40, 50 or 100, depending on the diameters)

## 6340 Equal Single Y Piece



Bio-based polymer, EPDM



ØD	ØD1			H	K	L	N	kg
1/4	1/4	<a href="#">6340 56 00WP2</a>	<a href="#">6340 56 00WP3</a>	22	11	36	11.5	0.010
3/8	3/8	<a href="#">6340 60 00WP2</a>		33	16	53	17	0.011
1/2	1/2	<a href="#">6340 62 00WP2</a>		45	22	67	23	0.028

 WP3 = high volumes (number of parts per bag: 40, 50 or 100, depending on the diameters).  
 5/32" (4 mm) and 5/16" (8 mm) also available

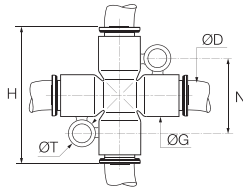


# Tube-to-Tube and Bulkhead Connectors

## 6307 Equal Cross



Bio-based polymer, EPDM



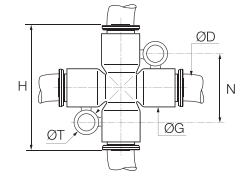
ØD		G	H	N	ØT	kg
6	<a href="#">6307 06 00WP2</a>	11	36	20	4.2	0.005
8	<a href="#">6307 08 00WP2</a>	13.5	45	22.5	4.2	0.020

## 6307 Equal Cross



Inch

Bio-based polymer, EPDM



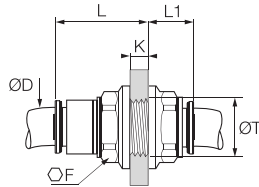
ØD		G	H	L	ØT	kg
1/4	<a href="#">6307 56 00WP2</a>	11	36	20	4.2	0.010

5/16" (8 mm) also available

## 6316 Equal Bulkhead Union



Bio-based polymer, EPDM



ØD			F	K max	L	L1	ØT min	kg
4	<a href="#">6316 04 00WP2</a>		13	5.5	15.5	10.5	10.5	0.018
6	<a href="#">6316 06 00WP2</a>	<a href="#">6316 06 00WP3</a>	15	8.5	20	10	12.5	0.004
8	<a href="#">6316 08 00WP2</a>	<a href="#">6316 08 00WP3</a>	18	14.5	27	10.5	15.5	0.007
10	<a href="#">6316 10 00WP2</a>	<a href="#">6316 10 00WP3</a>	22	14.5	30	13	18.5	0.012
12	<a href="#">6316 12 00WP2</a>	<a href="#">6316 12 00WP3</a>	26	18.5	35	15.5	22.5	0.020

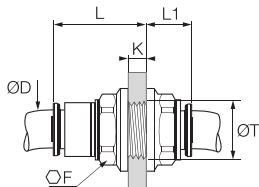
WP3 = high volumes (number of parts per bag: 40, 50 or 100, depending on the diameters)

## 6316 Equal Bulkhead Union



Inch

Bio-based polymer, EPDM



ØD			F	K max	L	L1	ØT min	kg
1/4	<a href="#">6316 56 00WP2</a>	<a href="#">6316 56 00WP3</a>	15	8.5	20	10	12.5	0.004
3/8	<a href="#">6316 60 00WP2</a>		22	14.5	29.5	12.5	18.5	0.012
1/2	<a href="#">6316 62 00WP2</a>		29	20.5	40.5	17	25.5	0.030

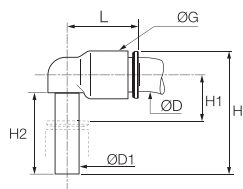
WP3 = high volumes (number of parts per bag: 40, 50 or 100, depending on the diameters)  
5/32" (4 mm) and 5/16" (8 mm) also available

# Plug-In Fittings and Accessories

## 6382 Equal and Unequal Plug-In Elbow



Bio-based polymer, EPDM



ØD	ØD1			G	H	H1	H2	L	kg
4	4	<a href="#">6382 04 00WP2</a>		8.5	23	6	15.5	15	0.003
	6	<a href="#">6382 04 06WP2</a>		10.5	26.5	7	17	16.5	0.002
6	6	<a href="#">6382 06 00WP2</a>	<a href="#">6382 06 00WP3</a>	10.5	26.5	7	17	17	0.003
	4	<a href="#">6382 06 04WP2</a>		10.5	25	7	15.5	17	0.001
	8	<a href="#">6382 06 08WP2</a>		13.5	33.5	8	21.5	22.5	0.004
	8	<a href="#">6382 06 08WP2</a>	<a href="#">6382 06 08WP3</a>	13.5	33.5	8	21.5	22.5	0.004
8	10	<a href="#">6382 08 10WP2</a>		16	39	9.5	24.5	26	0.007
	10	<a href="#">6382 10 00WP2</a>	<a href="#">6382 10 00WP3</a>	16	39	9.5	24.5	26.5	0.004
10	12	<a href="#">6382 10 12WP2</a>		19	44.5	10	27	30	0.011
	12	<a href="#">6382 12 00WP2</a>	<a href="#">6382 12 00WP3</a>	19	44.5	10	27	31	0.012

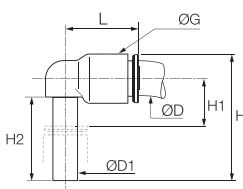
WP3 = high volumes (number of parts per bag: 40, 50 or 100, depending on the diameters).

## 6382 Equal and Unequal Plug-In Elbow



Inch

Bio-based polymer, EPDM



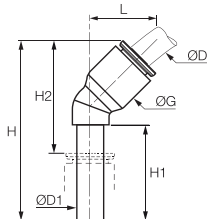
ØD	ØD1			G	H	H1	H2	L	kg
5/16	3/8	<a href="#">6382 08 60WP2</a>		16	39	10	24.5	26	0.009
1/4	1/4	<a href="#">6382 56 00WP2</a>	<a href="#">6382 56 00WP3</a>	11	30.5	11	18	18	0.000
	3/8	<a href="#">6382 56 60WP2</a>		16	39	9	24.5	25.5	0.006
3/8	3/8	<a href="#">6382 60 00WP2</a>	<a href="#">6382 60 00WP3</a>	16	39	9	24.5	26.5	0.005
1/2	1/2	<a href="#">6382 62 00WP2</a>		22	49	13	28.5	36	0.000

WP3 = high volumes (number of parts per bag: 40, 50 or 100, depending on the diameters)  
Equal plug-in elbow: 5/32" (4 mm) and 5/16" (8 mm) also available

## 6380 Plug-In 45° Equal Elbow



Bio-based polymer, EPDM

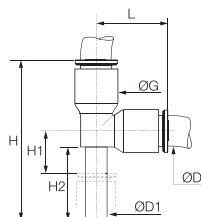


ØD	ØD1			G	H	H1	H2	L	kg
4	4	<a href="#">6380 04 00WP2</a>		8.5	33.5	19	21	13	0.001
6	6	<a href="#">6380 06 00WP2</a>		11	39	21	25	14.5	0.002
8	8	<a href="#">6380 08 00WP2</a>		13.5	44	21.5	25.5	19.5	0.006
10	10	<a href="#">6380 10 00WP2</a>		16	53	27	32.5	23	0.004
12	12	<a href="#">6380 12 00WP2</a>		19	58	27	34	26	0.012

## 6383 Plug-In Equal Run Tee



Bio-based polymer, EPDM



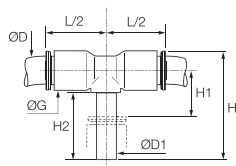
ØD	ØD1			G	H	H1	H2	L	kg
4	4	<a href="#">6383 04 00WP2</a>		8.5	33	6	15.5	15	0.002
6	6	<a href="#">6383 06 00WP2</a>		10.5	38.5	7	17	18	0.002
8	8	<a href="#">6383 08 00WP2</a>	<a href="#">6383 08 00WP3</a>	13.5	49	8	21.5	23	0.005
10	10	<a href="#">6383 10 00WP2</a>		16	57	10.5	25.5	26.5	0.012
12	12	<a href="#">6383 12 00WP2</a>		19	65	36.5	27	31	0.016

WP3 = high volumes (number of parts per bag: 40, 50 or 100, depending on the diameters)

## 6388 Plug-In Equal Branch Tee



Bio-based polymer, EPDM



ØD	ØD1			G	H	H1	H2	L/2	kg
4	4	<a href="#">6388 04 00WP2</a>		8.5	25	6	15.5	15	0.005
6	6	<a href="#">6388 06 00WP2</a>		10.5	28.5	7	17	16	0.006
8	8	<a href="#">6388 08 00WP2</a>		13.5	33.5	8	21.5	23	0.005
10	10	<a href="#">6388 10 00WP2</a>		16	41	9.5	24.5	26.5	0.007
12	12	<a href="#">6388 12 00WP2</a>		19	46.5	10	27	31	0.016

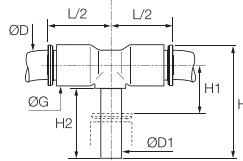
# Plug-In Fittings and Accessories

**6388**

Plug-In Branch Tee



Bio-based polymer, EPDM



ØD	ØD1			G	H	H1	H2	L/2	kg
1/4	1/4			11	30.5	11	20	18	0.002
3/8	3/8			16	42	12	25	25	0.008
1/2	1/2			22	51	13	29	32	0.020

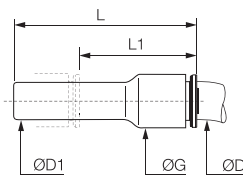
5/32" (4 mm) and 5/16" (8 mm) also available

**6366**

Plug-In Reducer



Bio-based polymer, EPDM



ØD	ØD1			G	L	L1	kg
4	6			8.5	38	23.5	0.004
	8			8.5	38	19	0.004
6	8			10.5	38	20	0.004
	10			10.5	39	17.5	0.002
8	10			13.5	48.5	28.5	0.009
	12			13.5	48.5	24.5	0.004
10	12			16	52	33.5	0.005
	14			16	53	33.5	0.005
12	14			19	55.5	33.5	0.023

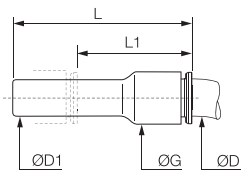
WP3 = high volumes (number of parts per bag: 40, 50 or 100, depending on the diameters)

**6366**

Plug-In Reducer



Bio-based polymer, EPDM



ØD	ØD1			G	L	L1	kg
1/4	5/16			11	41	22.5	0.015
	3/8			11	41	20.5	0.002
5/16	3/8			13.5	48.5	29	0.003
	1/2			16	48.5	22	0.007
3/8	1/2			16	51	30	0.011

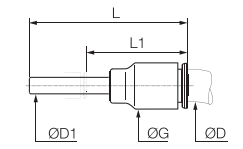
5/32" (4 mm) and 5/16" (8 mm) also available

**6368**

Plug-In Increaser



Bio-based polymer, EPDM



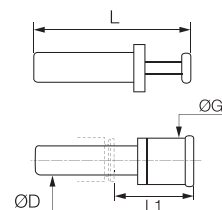
ØD	ØD1			G	L	L1	kg
3/8	5/16			16	44	25.5	0.004

**6326**

Blanking Plug



Bio-based polymer



ØD				G	L	L1	kg
4				6	30	15.5	0.001
6				8	33	16.5	0.001
8				10	35	17.5	0.002
10				12	42	21	0.003
12				14	45	22	0.004

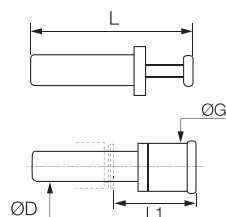
WP3 = high volumes (number of parts per bag: 40, 50 or 100, depending on the diameters)

# Plug-In Fittings and Accessories

## 6326 Blanking Plug



Bio-based polymer



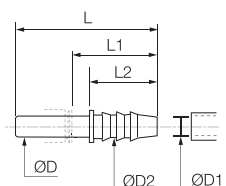
ØD			G	L	L1	kg
1/4	<a href="#">6326 56 00WP2</a>	<a href="#">6326 56 00WP3</a>	8	36.5	22	0.001
3/8	<a href="#">6326 60 00WP2</a>		11.6	42.5	22	0.002
1/2	<a href="#">6326 62 00WP2</a>		14.7	48.5	21.5	0.004

WP3 = high volumes (number of parts per bag: 40, 50 or 100, depending on the diameters)  
5/32" (4 mm) and 5/16" (8 mm) also available

## 6322 Plug-In Barb Connector



Bio-based polymer

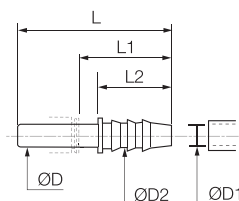


ØD	ØD1	ØD2		L	L1	L2	kg
6	4	7	<a href="#">6322 06 04WP2</a>	39	25	17	0.004
8	6	8.5	<a href="#">6322 08 06WP2</a>	43	25	17	0.005
10	7	8	<a href="#">6322 10 07WP2</a>	50	29.5	22	0.006
12	12.5	15.5	<a href="#">6322 12 62WP2</a>	56	32	27.5	0.004

## 6322 Plug-In Barb Connector



Bio-based polymer

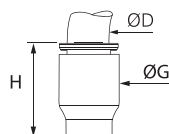


ØD	ØD1	ØD2		L	L1	L2	kg
1/4	0.28	0.32	<a href="#">6322 56 56WP2</a>	39	24.5	17	0.001
	0.33	0.38	<a href="#">6322 60 08WP2</a>	50	29.5	22	0.001
3/8	0.28	0.32	<a href="#">6322 60 56WP2</a>	45	24.5	17	0.008
	0.40	0.45	<a href="#">6322 60 60WP2</a>	50	29	22	0.002
1/2	0.40	0.45	<a href="#">6322 62 60WP2</a>	58	37.5	30	0.005

## 6351 End Cap



Bio-based polymer, EPDM

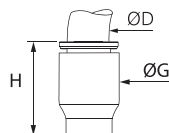


ØD			G	H	kg
4	<a href="#">6351 04 00WP2</a>		8.5	15	0.001
6	<a href="#">6351 06 00WP2</a>		10.5	17	0.002
8	<a href="#">6351 08 00WP2</a>		13.5	21.5	0.003
10	<a href="#">6351 10 00WP2</a>		16	22	0.003
12	<a href="#">6351 12 00WP2</a>		19	27.5	0.006

## 6351 End Cap



Bio-based polymer, EPDM



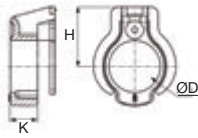
ØD			G	H	kg
1/4	<a href="#">6351 56 00WP2</a>		11	16	0.001
3/8	<a href="#">6351 60 00WP2</a>		16	22.5	0.003

5/32" (4 mm) and 5/16" (8 mm) also available

# Accessories

## 3130 Tamper-Proof Safety Clip

Technical polymer

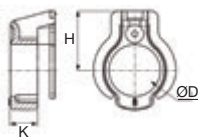


ØD							H	K	kg
4	<a href="#">3130 04 01</a>	<a href="#">3130 04 02</a>	<a href="#">3130 04 03</a>	<a href="#">3130 04 04</a>	<a href="#">3130 04 05</a>	<a href="#">3130 04 10</a>	6.5	3	0.001
6	<a href="#">3130 06 01</a>	<a href="#">3130 06 02</a>	<a href="#">3130 06 03</a>	<a href="#">3130 06 04</a>	<a href="#">3130 06 05</a>	<a href="#">3130 06 10</a>	8	3	0.001
8	<a href="#">3130 08 01</a>	<a href="#">3130 08 02</a>	<a href="#">3130 08 03</a>	<a href="#">3130 08 04</a>	<a href="#">3130 08 05</a>	<a href="#">3130 08 10</a>	9.5	4.3	0.001
10	<a href="#">3130 10 01</a>	<a href="#">3130 10 02</a>	<a href="#">3130 10 03</a>	<a href="#">3130 10 04</a>	<a href="#">3130 10 05</a>	<a href="#">3130 10 10</a>	10.8	4.2	0.001
12	<a href="#">3130 12 01</a>	<a href="#">3130 12 02</a>	<a href="#">3130 12 03</a>	<a href="#">3130 12 04</a>	<a href="#">3130 12 05</a>	<a href="#">3130 12 10</a>	12.5	5.1	0.004

## 3130 Tamper-Proof Safety Clip

Inch

Technical polymer



ØD							H	K	kg
1/4	<a href="#">3130 56 01</a>	<a href="#">3130 56 02</a>	<a href="#">3130 56 03</a>	<a href="#">3130 56 04</a>	<a href="#">3130 56 05</a>	<a href="#">3130 56 10</a>	8	3	0.001
3/8	<a href="#">3130 60 01</a>	<a href="#">3130 60 02</a>	<a href="#">3130 60 03</a>	<a href="#">3130 60 04</a>	<a href="#">3130 60 05</a>	<a href="#">3130 60 10</a>	11	4	0.001
1/2	<a href="#">3130 62 01</a>	<a href="#">3130 62 02</a>	<a href="#">3130 62 03</a>	<a href="#">3130 62 04</a>	<a href="#">3130 62 05</a>	<a href="#">3130 62 10</a>	14	6	0.004

5/32" (4 mm) and 5/16" (8 mm) also available

## 3110 Coloured Release Button Covers

Technical polymer



ØD						kg
4	<a href="#">3110 04 00</a>	<a href="#">3110 04 02</a>	<a href="#">3110 04 03</a>	<a href="#">3110 04 04</a>	<a href="#">3110 04 05</a>	0.006
6	<a href="#">3110 06 00</a>	<a href="#">3110 06 02</a>	<a href="#">3110 06 03</a>	<a href="#">3110 06 04</a>	<a href="#">3110 06 05</a>	0.001
8	<a href="#">3110 08 00</a>	<a href="#">3110 08 02</a>	<a href="#">3110 08 03</a>	<a href="#">3110 08 04</a>	<a href="#">3110 08 05</a>	0.001
10	<a href="#">3110 10 00</a>	<a href="#">3110 10 02</a>	<a href="#">3110 10 03</a>	<a href="#">3110 10 04</a>	<a href="#">3110 10 05</a>	0.001
12	<a href="#">3110 12 00</a>	<a href="#">3110 12 02</a>	<a href="#">3110 12 03</a>	<a href="#">3110 12 04</a>	<a href="#">3110 12 05</a>	0.001

## 3110 Coloured Release Button Covers

Inch

Technical polymer



ØD						kg
1/4	<a href="#">3110 56 00</a>	<a href="#">3110 56 02</a>	<a href="#">3110 56 03</a>	<a href="#">3110 56 04</a>	<a href="#">3110 56 05</a>	0.002
3/8	<a href="#">3110 60 00</a>	<a href="#">3110 60 02</a>	<a href="#">3110 60 03</a>	<a href="#">3110 60 04</a>	<a href="#">3110 60 05</a>	0.001
1/2	<a href="#">3110 62 00</a>	<a href="#">3110 62 02</a>	<a href="#">3110 62 03</a>	<a href="#">3110 62 04</a>	<a href="#">3110 62 05</a>	0.001

5/32" (4 mm) and 5/16" (8 mm) also available

## 0605 Fluoropolymer Tape

FKM



**0605 12 12**

kg

0.012

Can be used for temperatures from - 250°C to +260°C.

Chemically inert and resistant to gases, acids, solvents, hydrocarbons, oils, alkalines, steam etc.

Non-toxic, waterproof, self-lubricating.

In accordance with CFR21.

Can be used on all materials.

Used to facilitate the preparation of leak-free threaded joints.

Supplied on a reel, length = 12 m, width = 12.7 mm, thickness 0.08 mm.



LIQUIfit®

Push-In Fittings

# LIQUIfit+ Push-In Fittings

For the transfer of sensitive fluids, the LIQUIfit+ range **reduces the growth of bacteria** in your circuits **for 100% cleanliness after cleaning**, and can be **directly** connected to stainless steel tubing, without grooving.

## Product Advantages

### Zero Retention for 100% Cleanliness

- Up to 10 times less microbial growth within the fitting
- Elimination of 99.9% of bacteria during cleaning operations
- No degradation of the beverage taste
- Preservation of the integrity of sensitive or industrial fluids
- Extension of the fitting's life due to the absence of bacteria after cleaning

### Quality & Reliability

- 100% leak-tested in production
- Date coding to guarantee quality and traceability
- Quality approved for contact with food
- Excellent chemical resistance (chlorine, cleaning agents, UV...)
- Excellent long-term mechanical resistance
- Safety clip to avoid any untimely disconnection

### Innovative Technology

- Patented push-in connection, unique on stainless steel tubing for diameters 5/16" and 3/8" (without preparation) and on polymer tubing
- Extremely compact
- 100% bio-based material
- Patented sealing technology (FR29461418)
- No tube movement after connection



Applications

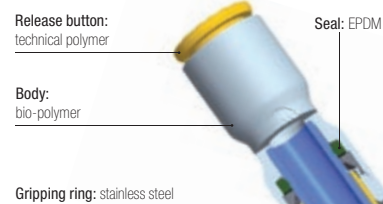
- Food Process
- Medical
- Beverage Dispensers
- Pharmaceutical
- Chemical
- Brewing

## Technical Characteristics

<b>Compatible Fluids</b>	Beer, water, beverages, industrial fluids
<b>Working Pressure</b>	Vacuum to 16 bar
<b>Working Temperature</b>	-10°C to +95°C (see LIQUIfit® chart p. 1-47)

Reliable performance is dependent upon the type of fluid conveyed, component materials and tubing being used. The use is guaranteed with a vacuum of 755 mm Hg (99% vacuum).

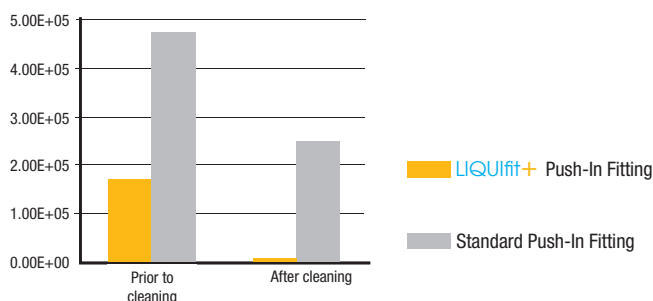
### Component Materials



### Silicone-free

### Cleaning Efficiency

Comparison of the contamination by micro-organisms before and after cleaning operations (cfu/surface)\*



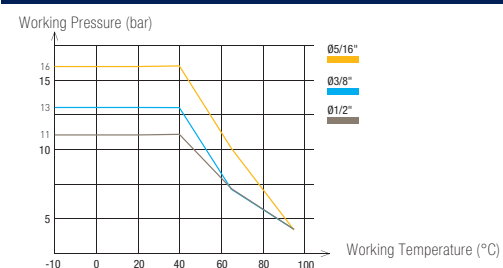
\* Tests carried out by an independent laboratory

### Regulations

DI: 2002/95/EC (RoHS), 2011/65/EC  
 RG: 1935/2004/EC  
 RG: 1907/2006 (REACH)

FDA: 21 CFR  
 NSF51  
 NSF/ANSI 61 - C HOT  
 WRAS

### Performance

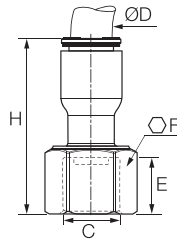


# LIQUIfit+ Push-In Fittings

## 6333 Stud Fitting, Female BSPP Thread



Bio-based polymer, EPDM



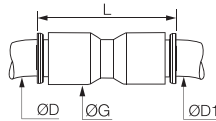
ØD	C		E	F	H	kg
3/8	G1/2	<a href="#">6333 60 21WP3</a>	14	11	30	0.010
	G5/8	<a href="#">6333 60 23WP3</a>	14	13	36	0.016

WP3 suffix = high volume (number of parts per bag: 40, 50 or 100 depending on the diameters)

## 6336 Equal and Unequal Tube-To-Tube Connector



Bio-based polymer, EPDM



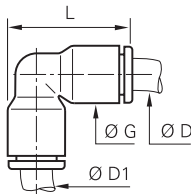
ØD	ØD1		G	L	kg
5/16	5/16	<a href="#">6336 08 00WP3</a>	13.5	37	0.004
	3/8	<a href="#">6336 08 60WP3</a>	16	42	0.008
	1/2	<a href="#">6336 08 62WP3</a>	22	55	0.016
3/8	3/8	<a href="#">6336 60 00WP3</a>	16	42	0.006
	1/2	<a href="#">6336 60 62WP3</a>	22	56	0.020
1/2	1/2	<a href="#">6336 62 00WP3</a>	22	57	0.016

WP3 = high volume (number of parts per bag: 40, 50 or 100 depending on the diameters)

## 6332 Equal and Unequal Elbow



Bio-based polymer, EPDM



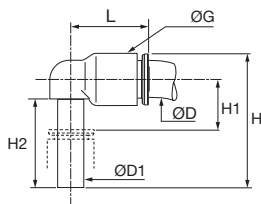
ØD	ØD1		G	L	kg
5/16	5/16	<a href="#">6332 08 00WP3</a>	13.5	29	0.004
	3/8	<a href="#">6332 08 60WP3</a>	16	34	0.009
3/8	3/8	<a href="#">6332 60 00WP3</a>	16	34	0.006
	1/2	<a href="#">6332 60 62WP3</a>	22	46.5	0.011
1/2	1/2	<a href="#">6332 62 00WP3</a>	22	46.5	0.017

WP3 = high volume (number of parts per bag: 40, 50 or 100 depending on the diameters)

## 6331 Equal Plug-In Elbow



Bio-based polymer, EPDM



ØD	ØD1		G	H	H1	H2	L	kg
5/16	5/16	<a href="#">6331 08 00WP3</a>	13.5	33.5	8	21.5	22.5	0.004
3/8	3/8	<a href="#">6331 60 00WP3</a>	16	39	9	24.5	26.5	0.005

WP3 = high volume (number of parts per bag: 40, 50 or 100 depending on the diameters)

### Use with Stainless Steel Tubing

- Valid exclusively for diameters 5/16" and 3/8".
- These fittings are approved for use with 304 and 316L stainless steel tubing, 160 Hv, with tolerances on the external diameter +0.05/-0.10 mm.
- Carefully deburr the stainless steel tube end.
- For easy disconnection, press firmly on the release button.
- After 5 connections/disconnections, we recommend that you change the fitting.





# LIQUIfit® Push-In Fittings with Metal Adaptors

The LIQUIfit® range now benefits from a range extension of **metal adaptors** designed for **liquid transfer applications**. These fittings ensure **reliable** and **compact** connections combined with **excellent robustness**.

## Product Advantages

### Innovative Technology & Concept

- Ergonomic and aesthetic design
- Compact product for water applications
- Easy-to-clean external surfaces
- Full flow
- Use with a pre-prepared metallic tubing
- Gripping system preventing any pumping effect

### Optimal Performance

- Patented sealing technology
- 100% leak-tested in production
- Date coding to guarantee quality and traceability
- Wide range of shapes and numerous configurations
- Excellent robustness for a long lifespan

### High Performance Material

- Bio-sourced polymer body meeting the most severe food process regulations
- Compatibility with beverages (stainless steel version)
- Unsurpassed chemical and mechanical resistance, even at high temperatures
- Free of bisphenol A and phthalates, conforming with regulations



Industrial Fluids  
Beverage Process  
Inert Gases  
Cooling Systems  
Food Process

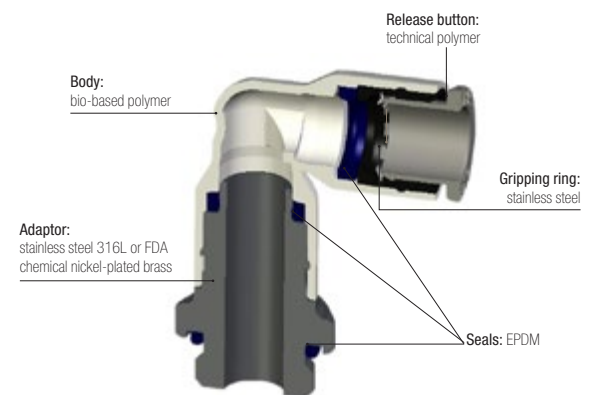
Applications

## Technical Characteristics

<b>Compatible Fluids</b>	Water, beverages, industrial fluids: stainless steel threads Industrial fluids: FDA chemical nickel-plated brass threads					
<b>Working Pressure</b>	Vacuum to 16 bar					
<b>Working Temperature</b>	-10°C to +95°C (see LIQUIfit® chart p. 1-47)					
<b>Tightening Torques (BSPP)</b>	Thread	M5 X0.8	G1/8	G1/4	G3/8	G1/2
	daN.m	0.16	0.8	1.2	3	3.5

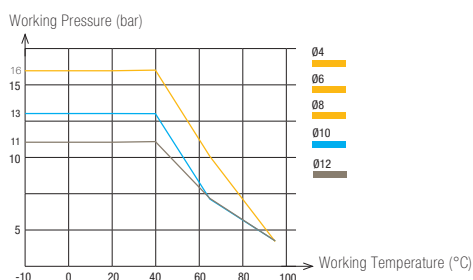
Reliable performance is dependent upon the type of fluid conveyed, component materials and tubing being used.  
Use is guaranteed with a vacuum of 755 mm Hg (99% vacuum).

### Component Materials



Silicone-free

### Performance



### Regulations

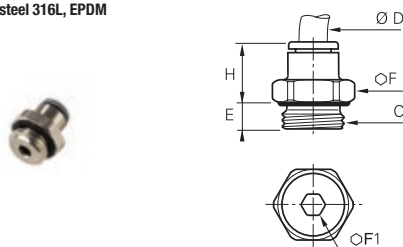
- DI: 2002/95/EC (RoHS), 2011/65/EC
- RG: 1935/2004/EC
- RG: 1907/2006 (REACH)
- FDA: 21 CFR
- NSF 51 (pending)
- NSF/ANSI 61 (pending, for stainless steel version only)

# Stud Fittings with Stainless Steel Adaptor

## 6911 Stud Fitting, Male BSPP and Metric Thread



Stainless steel 316L, EPDM

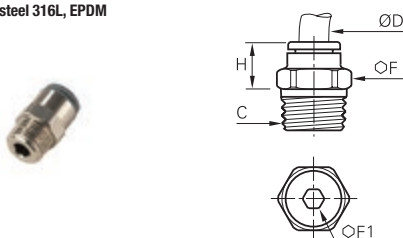


ØD	C		E	F	F1	H	kg
4	M5x0.8	<a href="#">6911 04 19</a>	3	10	2.5	14	0.006
	G1/8	<a href="#">6911 04 10</a>	4.5	13	3	11.5	0.007
	G1/4	<a href="#">6911 04 13</a>	5.5	16	3	10.5	0.011
6	M5x0.8	<a href="#">6911 06 19</a>	3	10	2.5	16	0.005
	G1/8	<a href="#">6911 06 10</a>	4.5	13	4	13	0.007
	G1/4	<a href="#">6911 06 13</a>	5.5	16	4	12.5	0.011
8	G1/8	<a href="#">6911 08 10</a>	4.5	13	5	20.5	0.011
	G1/4	<a href="#">6911 08 13</a>	5.5	16	6	19.5	0.016
	G3/8	<a href="#">6911 08 17</a>	5.5	21	6	18	0.022
10	G1/4	<a href="#">6911 10 13</a>	5.5	16	7	23	0.018
	G3/8	<a href="#">6911 10 17</a>	5.5	21	8	19.5	0.021
	G1/2	<a href="#">6911 10 21</a>	7	24	8	18	0.033
12	G3/8	<a href="#">6911 12 17</a>	5.5	21	9	27	0.029
	G1/2	<a href="#">6911 12 21</a>	7	24	10	22.5	0.035

## 6975 Stud Fitting, Male BSPT Thread



Stainless steel 316L, EPDM

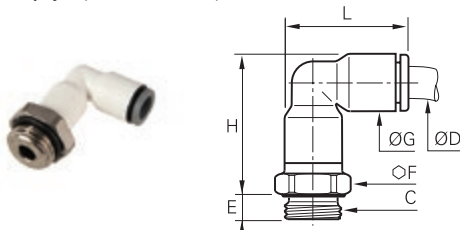


ØD	C		F	F1	H	kg
4	R1/8	<a href="#">6975 04 10</a>	10	3	9.5	0.005
	R1/4	<a href="#">6975 04 13</a>	14	3	6.5	0.012
6	R1/8	<a href="#">6975 06 10</a>	10	4	11.5	0.005
	R1/4	<a href="#">6975 06 13</a>	14	4	8.5	0.011
8	R1/8	<a href="#">6975 08 10</a>	13	5	20	0.011
	R1/4	<a href="#">6975 08 13</a>	14	6	17	0.014
10	R3/8	<a href="#">6975 08 17</a>	17	6	13	0.021
	R1/4	<a href="#">6975 10 13</a>	16	7	20	0.017
	R3/8	<a href="#">6975 10 17</a>	17	8	16.5	0.019
	R1/2	<a href="#">6975 10 21</a>	21	8	14	0.037
12	R3/8	<a href="#">6975 12 17</a>	19	9	24	0.028
	R1/2	<a href="#">6975 12 21</a>	21	10	19.5	0.036

## 6959 Stud Elbow, Male BSPP and Metric Thread



Bio-based polymer, stainless steel 316L, EPDM



ØD	C		E	F	G	H	L	kg
4	M5x0.8	<a href="#">6959 04 19</a>	3.5	10	8.5	23	19	0.009
	G1/8	<a href="#">6959 04 10</a>	4.5	13	8.5	22.5	19	0.009
	G1/4	<a href="#">6959 04 13</a>	5.5	16	8.5	22.5	19	0.014
6	M5x0.8	<a href="#">6959 06 19</a>	3.5	10	10.5	26.5	22.5	0.008
	G1/8	<a href="#">6959 06 10</a>	4.5	13	10.5	26.5	22.5	0.011
	G1/4	<a href="#">6959 06 13</a>	5.5	16	10.5	26.5	22.5	0.016
8	G1/8	<a href="#">6959 08 10</a>	4.5	13	13.5	35	29.5	0.018
	G1/4	<a href="#">6959 08 13</a>	5.5	16	13.5	33	29.5	0.020
	G3/8	<a href="#">6959 08 17</a>	5.5	21	13.5	33	29.5	0.028
10	G1/4	<a href="#">6959 10 13</a>	5.5	16	16	40.5	34	0.029
	G3/8	<a href="#">6959 10 17</a>	5.5	21	16	39	34	0.037
	G1/2	<a href="#">6959 10 21</a>	7	24	16	39	34	0.042
12	G3/8	<a href="#">6959 12 17</a>	5.5	21	19	42	40	0.040
	G1/2	<a href="#">6959 12 21</a>	7	24	19	42	40	0.049

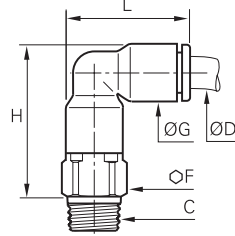
The body swivels for positioning purposes.

# Stud Fittings with Stainless Steel Adaptor

## 6979 Stud Elbow, Male BSPT Thread



Bio-based polymer, stainless steel 316L, EPDM



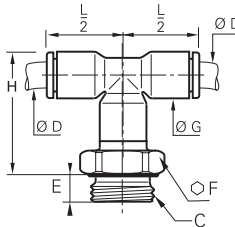
ØD	C		F	G	H	L	kg
4	R1/8	6979 04 10	10	8.5	23	19	0.008
	R1/4	6979 04 13	14	8.5	23.5	19	0.018
6	R1/8	6979 06 10	10	10.5	27	22.5	0.010
	R1/4	6979 06 13	14	10.5	27.5	22.5	0.020
8	R1/8	6979 08 10	13	13.5	33.5	29.5	0.018
	R1/4	6979 08 13	14	13.5	32.5	29.5	0.022
	R3/8	6979 08 17	17	13.5	33	29.5	0.032
10	R1/4	6979 10 13	15	16	39.5	34	0.031
	R3/8	6979 10 17	17	16	39.5	34	0.041
12	R1/2	6979 12 21	21	16	39.5	34	0.060
	R3/8	6979 12 17	19	19	45.5	40.5	0.051
	R1/2	6979 12 21	21	19	45.5	40.5	0.065

The body swivels for positioning purposes.

## 6958 Stud Branch Tee, Male BSPP and Metric Thread



Bio-based polymer, stainless steel 316L, EPDM



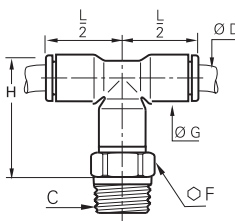
ØD	C		E	F	G	H	L/2	kg
4	M5x0.8	6958 04 19	3.5	10	8.5	24	14	0.006
	G1/8	6958 04 10	5	13	8.5	22	14	0.009
	G1/4	6958 04 13	5.5	16	8.5	22	14	0.014
6	M5x0.8	6958 06 19	3.5	10	10.5	30	16	0.009
	G1/8	6958 06 10	5	13	10.5	28.5	16	0.011
	G1/4	6958 06 13	5.5	16	10.5	28.5	16	0.016
8	G1/8	6958 08 10	4.5	13	13.5	38	23	0.019
	G1/4	6958 08 13	5.5	16	13.5	36	23	0.022
	G3/8	6958 08 17	5.5	21	13.5	36	23	0.030
10	G1/4	6958 10 13	5.5	16	16	43	26.5	0.032
	G3/8	6958 10 17	5.5	21	16	43	26.5	0.055
	G1/2	6958 10 21	7.5	24	16	43	26.5	0.051
12	G3/8	6958 12 17	5.5	21	19	45.5	31	0.042
	G1/2	6958 12 21	7	24	19	45.5	31	0.049

These products are available upon request, with minimum order quantity of 100 pieces.  
The body swivels for positioning purposes.

## 6978 Stud Branch Tee, Male BSPT Thread



Bio-based polymer, stainless steel 316L, EPDM



ØD	C		F	G	H	L/2	kg
4	R1/8	6978 04 10	10	8.5	17	14	0.009
	R1/4	6978 04 13	14	8.5	17	14	0.020
6	R1/8	6978 06 10	10	10.5	23	16	0.011
	R1/4	6978 06 13	14	10.5	23	16	0.011
8	R1/8	6978 08 10	13	13.5	30	23	0.020
	R1/4	6978 08 13	14	13.5	30	23	0.025
	R3/8	6978 08 17	17	13.5	30	23	0.036
10	R1/4	6978 10 13	15	16	34.5	26.5	0.033
	R3/8	6978 10 17	17	16	34.5	26.5	0.043
12	R1/2	6978 12 21	21	16	34.5	26.5	0.065
	R3/8	6978 12 17	19	19	40.5	31	0.053
	R1/2	6978 12 21	21	19	40.5	31	0.061

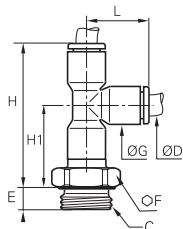
These products are available upon request, with minimum order quantity of 100 pieces.  
The body swivels for positioning purposes.

# Stud Fittings with Stainless Steel Adaptor

## 6953 Stud Run Tee, Male BSPP and Metric Thread



Bio-based polymer, stainless steel 316L, EPDM



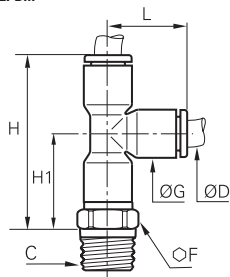
ØD	C		E	F	G	H	H1	L	kg
4	M5x0.8	<a href="#">6953 04 19</a>	3.5	10	8.5	32	19	14.5	0.006
	G1/8	<a href="#">6953 04 10</a>	5	13	8.5	30	18	14.5	0.009
	G1/4	<a href="#">6953 04 13</a>	5.5	16	8.5	30	18	14.5	0.014
6	M5x0.8	<a href="#">6953 06 19</a>	3.5	10	10.5	39	23	17.5	0.009
	G1/8	<a href="#">6953 06 10</a>	5	13	10.5	38	22	17.5	0.011
	G1/4	<a href="#">6953 06 13</a>	5.5	16	10.5	38	22	17.5	0.016
8	G1/8	<a href="#">6953 08 10</a>	4.5	13	13.5	54	31	23	0.019
	G1/4	<a href="#">6953 08 13</a>	5.5	16	13.5	52	29	23	0.022
	G3/8	<a href="#">6953 08 17</a>	5.5	21	13.5	52	29	23	0.030
10	G1/4	<a href="#">6953 10 13</a>	5.5	16	16	61	35	26.5	0.032
	G3/8	<a href="#">6953 10 17</a>	5.5	21	16	61	35	26.5	0.055
	G1/2	<a href="#">6953 10 21</a>	7.5	24	16	61	35	26.5	0.051
12	G3/8	<a href="#">6953 12 17</a>	5.5	21	19	67	36	31	0.042
	G1/2	<a href="#">6953 12 21</a>	7	24	19	67	36	31	0.049

These products are available upon request, with minimum order quantity of 100 pieces.  
The body swivels for positioning purposes.

## 6973 Stud Run Tee, Male BSPT Thread



Bio-based polymer, stainless steel 316L, EPDM



ØD	C		F	G	H	H1	L	kg
4	R1/8	<a href="#">6973 04 10</a>	10	8.5	31	18	14.5	0.009
	R1/4	<a href="#">6973 04 13</a>	14	8.5	31	19	14.5	0.020
6	R1/8	<a href="#">6973 06 10</a>	10	10.5	38	22	17.5	0.011
	R1/4	<a href="#">6973 06 13</a>	14	10.5	39	23	17.5	0.011
8	R1/8	<a href="#">6973 08 10</a>	13	13.5	53	30	23	0.020
	R1/4	<a href="#">6973 08 13</a>	14	13.5	52	29	23	0.025
10	R3/8	<a href="#">6973 08 17</a>	17	13.5	52	29	23	0.036
	R1/4	<a href="#">6973 10 13</a>	15	16	61	35	26.5	0.033
	R3/8	<a href="#">6973 10 17</a>	17	16	61	35	26.5	0.043
12	R1/2	<a href="#">6973 10 21</a>	21	16	61	35	26.5	0.065
	R3/8	<a href="#">6973 12 17</a>	19	19	70	39	31	0.053
	R1/2	<a href="#">6973 12 21</a>	21	19	70	39	31	0.061

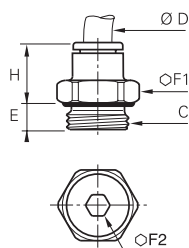
These products are available upon request, with minimum order quantity of 100 pieces.  
The body swivels for positioning purposes.

# Stud Fittings with FDA Chemical Nickel-Plated Brass Adaptor

## 6901 Stud Fitting, Male BSPP and Metric Thread



FDA chemical nickel-plated brass, EPDM

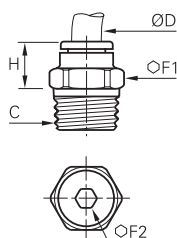


ØD	C		E	F	F1	H	kg
4	M5x0.8	<a href="#">6901 04 19</a>	3	8	2.5	14	0.003
	G1/8	<a href="#">6901 04 10</a>	5.5	13	3	11.5	0.007
	G1/4	<a href="#">6901 04 13</a>	5.5	16	3	10.5	0.011
6	M5x0.8	<a href="#">6901 06 19</a>	3	10	2.5	16	0.005
	G1/8	<a href="#">6901 06 10</a>	4.5	13	4	13	0.007
	G1/4	<a href="#">6901 06 13</a>	5.5	16	4	12.5	0.011
8	G1/8	<a href="#">6901 08 10</a>	4.5	13	5	20.5	0.011
	G1/4	<a href="#">6901 08 13</a>	5.5	16	6	19.5	0.016
	G3/8	<a href="#">6901 08 17</a>	5.5	20	6	18	0.022
10	G1/4	<a href="#">6901 10 13</a>	5.5	16	7	23	0.018
	G3/8	<a href="#">6901 10 17</a>	5.5	20	8	19.5	0.021
	G1/2	<a href="#">6901 10 21</a>	7	24	8	18	0.033
12	G3/8	<a href="#">6901 12 17</a>	5.5	20	9	27	0.029
	G1/2	<a href="#">6901 12 21</a>	7	24	10	22.5	0.035

## 6905 Stud Fitting, Male BSPT Thread



FDA chemical nickel-plated brass, EPDM

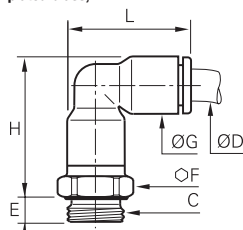


ØD	C		F	F1	H	kg
4	R1/8	<a href="#">6905 04 10</a>	10	3	9.5	0.005
	R1/4	<a href="#">6905 04 13</a>	14	3	6.5	0.012
6	R1/8	<a href="#">6905 06 10</a>	10	4	11.5	0.005
	R1/4	<a href="#">6905 06 13</a>	14	4	8.5	0.011
8	R1/8	<a href="#">6905 08 10</a>	13	5	20	0.011
	R1/4	<a href="#">6905 08 13</a>	14	6	17	0.014
	R3/8	<a href="#">6905 08 17</a>	17	6	13	0.021
10	R1/4	<a href="#">6905 10 13</a>	16	7	20	0.017
	R3/8	<a href="#">6905 10 17</a>	17	8	16.5	0.019
	R1/2	<a href="#">6905 10 21</a>	21	8	14	0.037
12	R3/8	<a href="#">6905 12 17</a>	19	9	24	0.028
	R1/2	<a href="#">6905 12 21</a>	21	10	19.5	0.036

## 6999 Stud Elbow, Male BSPP and Metric Thread



Bio-based polymer, FDA chemical nickel-plated brass, EPDM



ØD	C		E	F	G	H	L	kg
4	M5x0.8	<a href="#">6999 04 19</a>	3.5	8	8.5	23	19	0.005
	G1/8	<a href="#">6999 04 10</a>	4.5	13	8.5	22.5	19	0.009
	G1/4	<a href="#">6999 04 13</a>	5.5	16	8.5	22.5	19	0.014
6	M5x0.8	<a href="#">6999 06 19</a>	3.5	10	10.5	26.5	22.5	0.008
	G1/8	<a href="#">6999 06 10</a>	4.5	13	10.5	26.5	22.5	0.011
	G1/4	<a href="#">6999 06 13</a>	5.5	16	10.5	26.5	22.5	0.016
8	G1/8	<a href="#">6999 08 10</a>	4.5	13	13.5	35	29.5	0.018
	G1/4	<a href="#">6999 08 13</a>	5.5	16	13.5	33	29.5	0.020
	G3/8	<a href="#">6999 08 17</a>	5.5	20	13.5	33	29.5	0.028
10	G1/4	<a href="#">6999 10 13</a>	5.5	16	16	40.5	34	0.029
	G3/8	<a href="#">6999 10 17</a>	5.5	20	16	39	34	0.037
	G1/2	<a href="#">6999 10 21</a>	7	24	16	39	34	0.042
12	G3/8	<a href="#">6999 12 17</a>	5.5	20	19	42	40	0.040
	G1/2	<a href="#">6999 12 21</a>	7	24	19	42	40	0.049

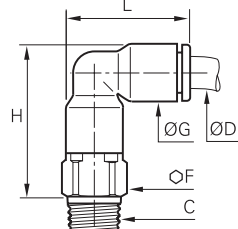
The body swivels for positioning purposes.

# Stud Fittings with FDA Chemical Nickel-Plated Brass Adaptor

## 6909 Stud Elbow, Male BSPT Thread



Bio-based polymer, FDA chemical nickel-plated brass, EPDM



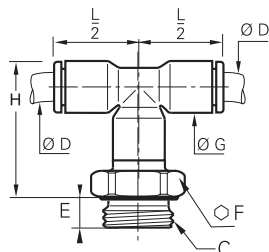
ØD	C		F	G	H	L	kg
4	R1/8	<a href="#">6909 04 10</a>	10	8.5	23	19	0.008
	R1/4	<a href="#">6909 04 13</a>	14	8.5	23.5	19	0.018
6	R1/8	<a href="#">6909 06 10</a>	10	10.5	27	22.5	0.010
	R1/4	<a href="#">6909 06 13</a>	14	10.5	27.5	22.5	0.020
8	R1/8	<a href="#">6909 08 10</a>	13	13.5	33.5	29.5	0.018
	R1/4	<a href="#">6909 08 13</a>	14	13.5	32.5	29.5	0.022
	R3/8	<a href="#">6909 08 17</a>	17	13.5	33	29.5	0.032
10	R1/4	<a href="#">6909 10 13</a>	15	16	39.5	34	0.031
	R3/8	<a href="#">6909 10 17</a>	17	16	39.5	34	0.041
12	R1/2	<a href="#">6909 12 21</a>	21	16	39.5	34	0.060
	R3/8	<a href="#">6909 12 17</a>	19	19	45.5	40.5	0.051
	R1/2	<a href="#">6909 12 21</a>	21	19	45.5	40.5	0.065

The body swivels for positioning purposes.

## 6998 Stud Branch Tee, Male BSPP and Metric Thread



Bio-based polymer, FDA chemical nickel-plated brass, EPDM



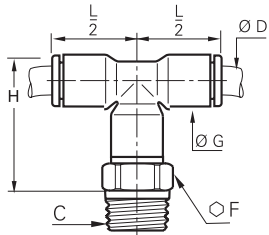
ØD	C		E	F	G	H	L/2	kg
4	M5x0.8	<a href="#">6998 04 19</a>	3.5	8	8.5	24	14	0.006
	G1/8	<a href="#">6998 04 10</a>	5	13	8.5	22	14	0.009
	G1/4	<a href="#">6998 04 13</a>	5.5	16	8.5	22	14	0.014
6	M5x0.8	<a href="#">6998 06 19</a>	3.5	10	10.5	30	16	0.009
	G1/8	<a href="#">6998 06 10</a>	5	13	10.5	29	16	0.011
	G1/4	<a href="#">6998 06 13</a>	5.5	16	10.5	29	16	0.016
8	G1/8	<a href="#">6998 08 10</a>	4.5	13	13.5	38	23	0.019
	G1/4	<a href="#">6998 08 13</a>	5.5	16	13.5	36	23	0.022
	G3/8	<a href="#">6998 08 17</a>	5.5	20	13.5	36	23	0.030
10	G1/4	<a href="#">6998 10 13</a>	5.5	16	16	43	26.5	0.032
	G3/8	<a href="#">6998 10 17</a>	5.5	20	16	43	26.5	0.055
	G1/2	<a href="#">6998 10 21</a>	7.5	24	16	43	26.5	0.051
12	G3/8	<a href="#">6998 12 17</a>	5.5	20	19	45.5	31	0.042
	G1/2	<a href="#">6998 12 21</a>	7	24	19	45.5	31	0.049

These products are available upon request, with minimum order quantity of 100 pieces.  
The body swivels for positioning purposes.

## 6908 Stud Branch Tee, Male BSPT Thread



Bio-based polymer, FDA chemical nickel-plated brass, EPDM



ØD	C		F	G	H	L/2	kg
4	R1/8	<a href="#">6908 04 10</a>	10	8.5	17	14	0.009
	R1/4	<a href="#">6908 04 13</a>	14	8.5	17	14	0.020
6	R1/8	<a href="#">6908 06 10</a>	10	10.5	23	16	0.011
	R1/4	<a href="#">6908 06 13</a>	14	10.5	23	16	0.011
8	R1/8	<a href="#">6908 08 10</a>	13	13.5	30	23	0.020
	R1/4	<a href="#">6908 08 13</a>	14	13.5	30	23	0.025
	R3/8	<a href="#">6908 08 17</a>	17	13.5	30	23	0.036
10	R1/4	<a href="#">6908 10 13</a>	15	16	34.5	26.5	0.033
	R3/8	<a href="#">6908 10 17</a>	17	16	34.5	26.5	0.043
12	R1/2	<a href="#">6908 12 21</a>	21	16	34.5	26.5	0.065
	R3/8	<a href="#">6908 12 17</a>	19	19	40.5	31	0.053
	R1/2	<a href="#">6908 12 21</a>	21	19	40.5	31	0.061

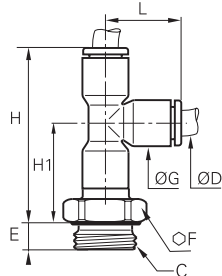
These products are available upon request, with minimum order quantity of 100 pieces.  
The body swivels for positioning purposes.

# Stud Fittings with FDA Chemical Nickel-Plated Brass Adaptor

## 6993 Stud Run Tee, Male BSPP and Metric Thread



Bio-based polymer, FDA chemical nickel-plated brass, EPDM



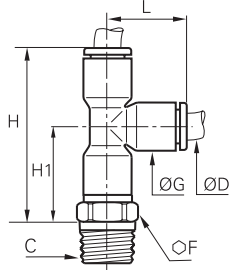
ØD	C		E	F	G	H	H1	L	kg
4	M5x0.8	<a href="#">6993 04 19</a>	3.5	8	8.5	32	19	14.5	0.006
	G1/8	<a href="#">6993 04 10</a>	5	13	8.5	30	18	14.5	0.009
	G1/4	<a href="#">6993 04 13</a>	5.5	16	8.5	30	18	14.5	0.014
6	M5x0.8	<a href="#">6993 06 19</a>	3.5	10	10.5	39	23	17.5	0.009
	G1/8	<a href="#">6993 06 10</a>	5	13	10.5	38	22	17.5	0.011
	G1/4	<a href="#">6993 06 13</a>	5.5	16	10.5	38	22	17.5	0.016
8	G1/8	<a href="#">6993 08 10</a>	4.5	13	13.5	54	31	23	0.019
	G1/4	<a href="#">6993 08 13</a>	5.5	16	13.5	52	29	23	0.022
	G3/8	<a href="#">6993 08 17</a>	5.5	20	13.5	52	29	23	0.030
10	G1/4	<a href="#">6993 10 13</a>	5.5	16	16	61	35	26.5	0.032
	G3/8	<a href="#">6993 10 17</a>	5.5	20	16	61	35	26.5	0.055
	G1/2	<a href="#">6993 10 21</a>	7.5	24	16	61	35	26.5	0.051
12	G3/8	<a href="#">6993 12 17</a>	5.5	20	19	67	36	31	0.042
	G1/2	<a href="#">6993 12 21</a>	7	24	19	67	36	31	0.049

These products are available upon request, with minimum order quantity of 100 pieces.  
The body swivels for positioning purposes.

## 6903 Stud Run Tee, Male BSPT Thread




Bio-based polymer, FDA chemical nickel-plated brass, EPDM



ØD	C		F	G	H	H1	L	kg
4	R1/8	<a href="#">6903 04 10</a>	10	8.5	31	18	14.5	0.009
	R1/4	<a href="#">6903 04 13</a>	14	8.5	31	19	14.5	0.020
6	R1/8	<a href="#">6903 06 10</a>	10	10.5	38	22	17.5	0.011
	R1/4	<a href="#">6903 06 13</a>	14	10.5	39	23	17.5	0.011
8	R1/8	<a href="#">6903 08 10</a>	13	13.5	53	30	23	0.020
	R1/4	<a href="#">6903 08 13</a>	14	13.5	52	29	23	0.025
10	R3/8	<a href="#">6903 08 17</a>	17	13.5	52	29	23	0.036
	R1/4	<a href="#">6903 10 13</a>	15	16	61	35	26.5	0.033
	R3/8	<a href="#">6903 10 17</a>	17	16	61	35	26.5	0.043
12	R1/2	<a href="#">6903 10 21</a>	21	16	61	35	26.5	0.065
	R3/8	<a href="#">6903 12 17</a>	19	19	70	39	31	0.053
	R1/2	<a href="#">6903 12 21</a>	21	19	70	39	31	0.061

These products are available upon request, with minimum order quantity of 100 pieces.  
The body swivels for positioning purposes.



LIQUIFF®

Push-In Fittings





# Connectors for Optic Fibre Cable

## Direct Buried Connectors and End Caps

- 6270**  
Page 1-75
- 6270..03**  
Page 1-75
- 6273**  
Page 1-75
- 6273..03**  
Page 1-75



## Direct Install Connectors and End Caps

- 6271**  
Page 1-77
- 6271..03**  
Page 1-77
- 3151**  
Page 1-77
- 3151..03**  
Page 1-77



## Passive Gas Block Connectors

- 6274**  
Page 1-79



## Accessories for Direct Buried and Direct Install Connectors

- 3130**  
Page 1-81
- 6276**  
Page 1-81



# Direct Buried Connectors

The new Parker Legris connectors were developed to optimise installation and provide long-term **integrity for underground FTTx\* networks**.



\*FTTx: Fibre To The x = home, building, campus, etc.

## Product Advantages

### Optimised Installation

- Transparent: optic fibre ducts and correct tube connection can be seen and verified
- Patented ridged design for unsurpassed shock resistance
- No protection cap necessary
- 1 connector for 2 different wall thicknesses of the tubing (bridging possible between direct buried and direct install micro-tubing)
- Compact design and intuitive installation
- Pre-assembled safety clip to prevent risk of accidental disconnection
- High working pressure for increased blowing speed/distance

### Longevity & Reliability

- Tried-and-tested connection technology to ensure tensile strength and resistance to network expansion
- Perfect sealing IP68: full protection against particle ingress
- UL94: flame resistance for indoor installations
- Date coding to guarantee quality and traceability
- 100% leak-tested in production



Underground Networks  
Micro-Tubing  
Air Blowing  
Water Floating  
Heavy Duty Ducting


Applications

## Technical Characteristics

<b>Compatible Fluids</b>	Air, water
<b>Working Pressure</b>	Vacuum to 25 bar
<b>Working Temperature</b>	-20°C to +80°C
<b>Suitable Ducts</b>	Direct buried micro-tubing Direct install micro-tubing
<b>Shock Resistance</b>	Conforms to standard and light applications according to the NF EN 61386-24 standard
<b>Tubing Diameter</b>	Ø 7 mm to Ø 14 mm

Use is guaranteed with a vacuum of 755 mm Hg (99% vacuum).

### Component Materials



### Regulations and Intellectual Property

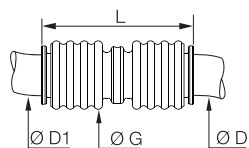
ISO 14743: Pneumatic fluid power, push-in connectors for thermoplastic tubes  
NF EN 50086-2-4 replaced by NF EN 61386-24: Standard relating to impact tests for buried systems  
UL94: Flame resistance

IP68: Seepage resistance to water and dust  
Patent family FR2980999 (buried connectors)  
Patent family FR2924194 (safety clips)

# Direct Buried Connectors

## 6270 Equal and Unequal Tube-to-Tube Connector

HR polymer, NBR

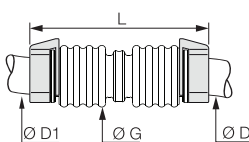


ØD	ØD1		G	L	Kg
7	7	<a href="#">6270 07 00</a>	16	38	0.006
8	8	<a href="#">6270 08 00</a>	16	39	0.006
10	10	<a href="#">6270 10 00</a>	20	43	0.009
	12	<a href="#">6270 10 12</a>	22	50	0.010
12	12	<a href="#">6270 12 00</a>	22	50	0.009
	14	<a href="#">6270 12 14</a>	24	56	0.022
14	14	<a href="#">6270 14 00</a>	24	56	0.022

16 mm also available upon request

## 6270..03 Equal and Unequal Tube-to-Tube Connector with Red Tamper-Proof Safety Clips

HR polymer, NBR

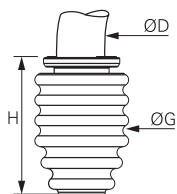


ØD	ØD1		G	L	Kg
7	7	<a href="#">6270 07 00 03</a>	16	47	0.007
8	8	<a href="#">6270 08 00 03</a>	16	48	0.007
10	10	<a href="#">6270 10 00 03</a>	20	51	0.011
	12	<a href="#">6270 10 12 03</a>	22	60	0.026
12	12	<a href="#">6270 12 00 03</a>	22	60	0.017
	14	<a href="#">6270 12 14 03</a>	24	68	0.031
14	14	<a href="#">6270 14 00 03</a>	24	68	0.023

This product is available on request only.

## 6273 End Cap

HR polymer, NBR

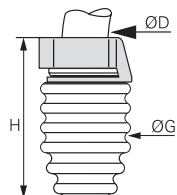


ØD		G	H	Kg
7	<a href="#">6273 07 00</a>	16	23	0.002
8	<a href="#">6273 08 00</a>	16	24	0.002
10	<a href="#">6273 10 00</a>	20	26	0.003
12	<a href="#">6273 12 00</a>	22	30	0.006
14	<a href="#">6273 14 00</a>	24	33	0.014

16 mm also available upon request

## 6273..03 End Cap with Red Tamper-Proof Safety Clip

HR polymer, NBR



ØD		G	H	Kg
7	<a href="#">6273 07 00 03</a>	16	28	0.003
8	<a href="#">6273 08 00 03</a>	16	29	0.003
10	<a href="#">6273 10 00 03</a>	20	31	0.005
12	<a href="#">6273 12 00 03</a>	22	35	0.009
14	<a href="#">6273 14 00 03</a>	24	39	0.018

This product is available on request only.

# Direct Install Connectors

A range of high performance connectors dedicated to direct install systems for FTTx\* to guarantee **easy use** and **long service time**.



\*FTTx: Fibre To The x = home, building, campus, etc.

## Product Advantages

### Optimised Installation

- Reliable technology of push-in connection
- Minimum distance between two tubes when connected, eliminating the risk of blockage during blowing
- 1 connector for 2 different wall thicknesses of the tubing (bridging possible between direct buried and direct install micro-tubing)
- Ultra compact design and intuitive installation
- Safety clip for preventing risk of accidental disconnection

### Longevity & Reliability

- Tried-and-tested connection technology to ensure capability to expand network
- Perfect sealing IP68: full protection against particle ingress
- UL94 V-2: flame resistance for indoor installations
- Date coding to guarantee quality and traceability
- 100% leak-tested in production



Direct Install Networks  
Micro-Tubing  
Air Blowing  
Aerial Ducting  
Sub-Ducts

Applications

## Technical Characteristics

<b>Compatible Fluids</b>	Air, water
<b>Working Pressure</b>	Vacuum to 15 bar
<b>Working Temperature</b> <b>Storage temperature</b>	-15°C to +45°C -20°C to +80°C
<b>Suitable Ducts</b>	Direct install microduct
<b>Tubing Diameter</b>	Ø 5 mm to Ø 14 mm

Use is guaranteed with a vacuum of 755 mm Hg (99% vacuum).

### Component Materials



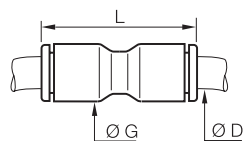
### Regulations and Intellectual Property

- ISO 14743: Pneumatic fluid power, push-in connectors for thermoplastic tubes
- IP68: Seepage resistance to water and dust
- UL94 V-2: Flame resistance
- Patent family FR2924194 (safety clips)

# Direct Install Connectors and End Caps

## 6271 Equal Tube-to-Tube Connector

HR polymer, NBR

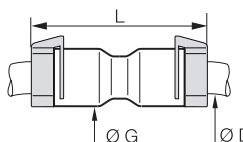


ØD		G	L	Kg
5	<a href="#">6271 05 00</a>	10.5	30	0.002
7	<a href="#">6271 07 00</a>	13.5	38	0.004
8	<a href="#">6271 08 00</a>	13.5	38	0.004
10	<a href="#">6271 10 00</a>	16	42	0.006
12	<a href="#">6271 12 00</a>	19	50.5	0.009
14	<a href="#">6271 14 00</a>	22	56	0.014

16 mm also available upon request

## 6271..03 Equal Tube-to-Tube Connector with Red Tamper-Proof Safety Clips

HR polymer, NBR

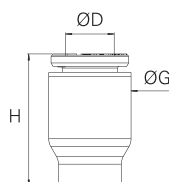


ØD		G	L	Kg
5	<a href="#">6271 05 00 03</a>	10.5	38	0.007
7	<a href="#">6271 07 00 03</a>	13.5	47	0.007
8	<a href="#">6271 08 00 03</a>	13.5	48	0.007
10	<a href="#">6271 10 00 03</a>	16	51	0.011
12	<a href="#">6271 12 00 03</a>	19	60	0.017
14	<a href="#">6271 14 00 03</a>	22	68	0.025

This product is available on request only.

## 3151 End Cap

Technical polymer, NBR

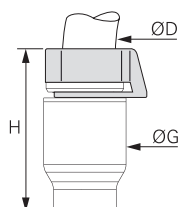


ØD		G	H	Kg
5	<a href="#">3151 05 00</a>	10.5	17	0.001
7	<a href="#">3151 07 00</a>	13.5	22	0.003
8	<a href="#">3151 08 00</a>	13.5	22	0.003
10	<a href="#">3151 10 00</a>	16	22	0.005
12	<a href="#">3151 12 00</a>	19	28	0.009
14	<a href="#">3151 14 00</a>	22	31	0.018

Technical specifications of LF 3000® push-in fittings.

## 3151..03 End Cap with Tamper-Proof Safety Clip

Technical polymer, NBR



ØD		G	H	Kg
5	<a href="#">3151 05 00 03</a>	10.5	20	0.002
7	<a href="#">3151 07 00 03</a>	13.5	26	0.004
8	<a href="#">3151 08 00 03</a>	13.5	26	0.004
10	<a href="#">3151 10 00 03</a>	16	27	0.007
12	<a href="#">3151 12 00 03</a>	19	33	0.011
14	<a href="#">3151 14 00 03</a>	22	35	0.022

This product is available on request only.

Technical specifications of LF 3000® push-in fittings.

### Related Products

- Tube Cutters: see chapter "Technical Tubes and Hoses"

[3000 71 00](#) P. 3-46

[3000 71 11](#) P. 3-46


# Passive Gas Block Connector

**Easy-to-use** product, providing **quick** and **efficient** sealing of the end of the FTTx\* network and thereby long-term protection of the installation.



\*FTTx: Fibre To The x = home, building, campus, etc.

## Product Advantages


- Stock Optimisation** | More possibilities with fewer references  
 1 connector allows for several microduct/fibre cable combinations
- Easy Handling** | Optic fibre cable visible as it passes through seal, allowing for considerable time-saving  
 Visual connection indication  
 100% push-in technology with optic fibre cable sealing  
 Ultra compact design
- Longevity & Reliability** | Unique design guaranteeing maximum safety of use  
 Gas and watertight up to 1 bar  
 UL94 V-2: flame resistance for indoor installations  
 Safety clip for preventing risk of accidental disconnection



- Applications**
- Underground Networks
  - Micro-Tubing
  - Air Blowing
  - Water Floating
  - Heavy Duty Ducting

## Technical Characteristics

<b>Compatible Fluids</b>	Air, water
<b>Sealing Level</b>	1 bar
<b>Working Temperature</b> <b>Storage Temperature</b>	-15°C to +45°C -20°C to +80°C
<b>Suitable Ducts</b>	Direct buried and direct install microducts
<b>Tubing Diameter</b>	Ø 5 mm to Ø 14 mm



## Regulations

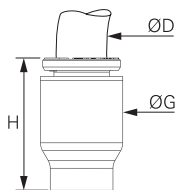
ISO 14743: Pneumatic fluid power, push-in connectors for thermoplastic tubes  
 IP68: Seepage resistance to water and dust  
 UL94 V-2: Flame resistance for indoor installation or hazardous zones  
 Patent family FR2924194 (gas block)

# Passive Gas Block Connector

**6274**

Passive Gas Block Connector

HR polymer, NBR



ØD		G	H	Kg
5	<a href="#">6274 05 00</a>	10.5	17	0.001
7	<a href="#">6274 07 00</a>	13.5	22	0.003
10	<a href="#">6274 10 00</a>	16	22	0.005
12	<a href="#">6274 12 00</a>	19	28	0.009
14	<a href="#">6274 14 00</a>	22	31	0.018

## Installation Process



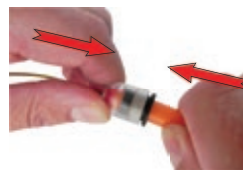
1. Slide the Gas Block Connector onto the optic fibre cable.



*Centering and turning the connector facilitates the passage of the largest optic fibre cable possible through the Gas Block.*



2. Push the connector onto the microduct tubing.

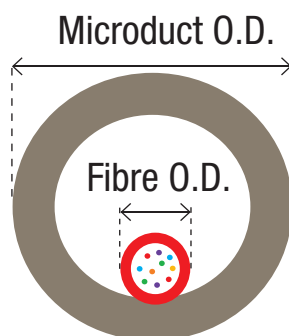


3. Press the connector very firmly, straight onto the tubing, and compress the seal.



4. Check: the optic fibre cable should be held tightly by the seal.  
*The cable can still slide, allowing its length to be adjusted out of the Gas Block if necessary.*

## Microduct/Fibre Cable Combination



Connector / Microduct O.D (mm)	Fibre O.D. (mm)
5	1 to 2.5
7	1 to 4
10	1.4 to 6.5
12	3 to 8,6
14	3 to 9

We recommend the use of a safety clip in order to prevent accidental disconnection.



# Accessories for Direct Buried and Direct Install Connectors

Parker Legris has designed different accessories to improve **safety** and allow circuit **identification**.

## Product Advantages

### Tamper-Proof Safety Clip

- Prevents accidental disconnection
- Disconnection only possible with tooling
- Resistant to grease and cleaning agents
- Colour-coding for tube identification (6 colours)
- Adapted to suit all installation configurations



### Detectable Buried End Cap

- Easy detection of loose underground network's termination
- Cost and time saving when maintaining or expanding the network
- Metal cover locks to plastic end cap during microduct connection to enable visual detection of correct positioning over time

- Applications**
- Underground Networks
  - Micro-Tubing
  - Air Blowing
  - Water Floating
  - Heavy Duty Ducting

## Technical Characteristics

	Detectable Buried End Cap
Working Temperature	Vacuum to 25 bar
Working Temperature	-20°C to +80°C
Suitable Ducts	Direct install and direct buried
Tubing Diameter	Ø 7 mm to Ø 14 mm

### Component Materials



## Installation Process

### Tamper-Proof Safety Clip

#### Connection



1. Assemble the clip



2. Connect the tubing

#### Disconnection



1. Cut the clip with pliers



2. Remove the clip and tubing

### Detectable Buried End Cap



1. A cap, a clip and a metal cover



2. Assemble the clip on the cap



3. Mount the cap within the metal cover

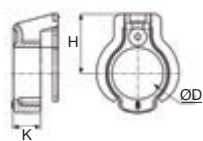


4. Connect the tube

# Accessories for Direct Buried and Direct Install Connectors

## 3130 Tamper-Proof Safety Clip

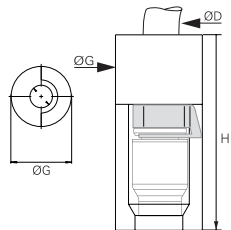
Technical polymer



ØD							H	K	Kg
4	<a href="#">3130 04 01</a>	<a href="#">3130 04 02</a>	<a href="#">3130 04 03</a>	<a href="#">3130 04 04</a>	<a href="#">3130 04 05</a>	<a href="#">3130 04 10</a>	6.5	3	0.001
6	<a href="#">3130 06 01</a>	<a href="#">3130 06 02</a>	<a href="#">3130 06 03</a>	<a href="#">3130 06 04</a>	<a href="#">3130 06 05</a>	<a href="#">3130 06 10</a>	8	3	0.001
8	<a href="#">3130 08 01</a>	<a href="#">3130 08 02</a>	<a href="#">3130 08 03</a>	<a href="#">3130 08 04</a>	<a href="#">3130 08 05</a>	<a href="#">3130 08 10</a>	9.5	4.3	0.001
10	<a href="#">3130 10 01</a>	<a href="#">3130 10 02</a>	<a href="#">3130 10 03</a>	<a href="#">3130 10 04</a>	<a href="#">3130 10 05</a>	<a href="#">3130 10 10</a>	10.8	4.2	0.001
12	<a href="#">3130 12 01</a>	<a href="#">3130 12 02</a>	<a href="#">3130 12 03</a>	<a href="#">3130 12 04</a>	<a href="#">3130 12 05</a>	<a href="#">3130 12 10</a>	12.5	5.1	0.004
14	<a href="#">3130 14 01</a>	<a href="#">3130 14 02</a>	<a href="#">3130 14 03</a>	<a href="#">3130 14 04</a>	<a href="#">3130 14 05</a>	<a href="#">3130 14 10</a>	15	6	0.004

## 6276 Detectable Buried End Cap

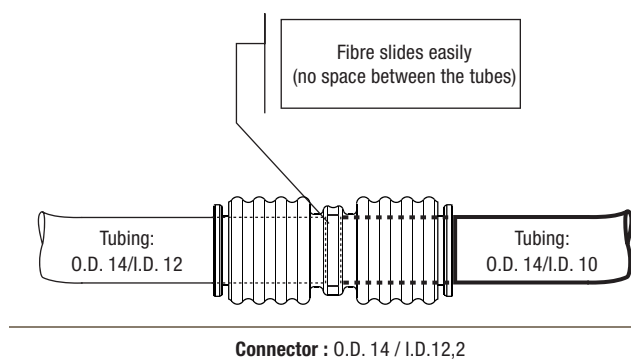
Technical polymer, steel, NBR



ØD		G	H	Kg
7	<a href="#">6276 07 00</a>	20	45	0.054
8	<a href="#">6276 08 00</a>	20	45	0.054
10	<a href="#">6276 10 00</a>	22	45	0.043
12	<a href="#">6276 12 00</a>	24	50	0.064
14	<a href="#">6276 14 00</a>	27.5	60	0.065

This product is available on request only.

## Bridging of O.D./I.D. Connector



Connector O.D. (mm)/ I.D. (mm)	Tube O.D. (mm)	Tube I.D. (mm)
5 / 4	5	2.1 to 3.8
7 / 5.7	7	3 to 5.5
8 / 6.2	8	3.5 to 6
10 / 8.2	10	5.5 to 8
12 / 12.2	12	8 to 10
14 / 12.2	14	9,6 to 12



# Prestomatic Push-In Fittings

## Prestomatic 3 Fittings

### Elbows

**C68UNPMK**  
Page 1-85



**V68UNPMK**  
Page 1-85



### Tees

**R68UNPMK**  
Page 1-85



**JNPMK**  
Page 1-85



## Prestomatic 2 Stud Fittings

### Straights

**F8UNPMB**  
Page 1-87



**F2NPMB**  
Page 1-87



**WEONPMB**  
Page 1-87



### Elbows

**C8UNPMB**  
Page 1-88



**V8UNPMB**  
Page 1-88



### Tees

**S8UNPMB**  
Page 1-88



**S8UNPMBPPAM**  
Page 1-88



## Prestomatic 2 Tube-to-Tube Fittings

### Straights

**HNPMB**  
Page 1-89



**WNPMB**  
Page 1-89



**T2ENPMB**  
Plug-In  
Page 1-89



### Tee

**JNPMB**  
Page 1-89



## Adaptors and Accessories for Braking Systems

### Elbows

**D8C8UB**  
Page 1-90



**D8V8UB**  
Page 1-90



### Tees

**MR08UB**  
Page 1-90



**MMS8UB**  
Page 1-90



**MM08BKT**  
Page 1-90



### Increases

**F8UG8B**  
Page 1-91



### Reducers

**F8UG8B**  
Page 1-91



### Conversion Fittings

**F8UGB**  
Metric Male / NPT Female  
Page 1-91



**F8UG4B**  
Metric Male / BSPP Female  
Page 1-91



### Straight Connectors

**F8UHA8UB**  
Page 1-91



### Bulkhead Connector Fittings

**WGG88B**  
Page 1-92



**WG8F8UB**  
Page 1-92



### Test Points

**PPRF8UM**  
Page 1-92



**PPRC8UM**  
Page 1-92



**PPRV8UM**  
Page 1-92



### Plugs and Accessories

**P8UNBL**  
Page 1-93



**3126**  
Page 1-93



**VDPF8UM**  
Drain valve  
Page 1-93



**WLNB**  
Page 1-93



# Prestomatic 3 Push-In Fittings

In order to meet **severe** and **demanding** conditions of use in air circuits in rail and road transportation, this range of **lightweight** polyamide fittings offers **excellent technical performance** and respects the new environmental requirements.

## Product Advantages

- Optimum Design**
  - Extreme compactness for space-saving
  - Weight reduction over traditional airbrake fittings
  - Integrated polymer tube support gives tube alignment and tube retention for:
    - excellent resistance to vibration
    - sealing ensured over time
  - Fully re-usable; reduces maintenance costs
  
- High Performance**
  - Positive hold by an innovative gripping ring design allowing absorption of vibration and pulsating pressure
  - Excellent mechanical properties adapted to demanding working conditions
  - UV-resistant polymer guarantees a long lifespan
  - Twist-free assembly allowing free tube rotation even under pressure and high resistance to tube expansion
  - Extreme temperature resistance for increased lifespan
  
- Reliability**
  - 100% leak-tested in production
  - Date coding to guarantee quality and traceability
  - Suitable with flexible tubing in braking system



Air Braking Systems  
 Air Suspension  
 Chassis  
 Engine Braking  
 Gearbox  
 Pantograph  
 Motricity Control


Applications

## Technical Characteristics

<b>Compatible Fluids</b>	Compressed air				
<b>Working Pressure</b>	25 bar				
<b>Working Temperature</b>	-40°C to +100°C For lower temperature applications, please consult us				
<b>Tightening Torques (daN.m)</b>	Threads				
	M10x1	M12x1.5	M14x1.5	M16x1.5	M22x1.5
	8 to 10	10 to 20	15 to 20	15 to 20	20 to 30

Male metric threads conform to DIN 3852-1, DIN 3852-3, ISO 4039-2 and ISO 6149-1 standards.

### Component Materials



### Silicone-free

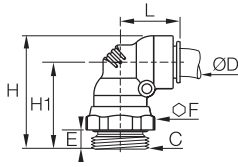
### Regulations

Fully adapted to transportation braking system applications with tubing conformed to:  
 DIN 74324-1  
 DIN 73378  
 NF-R12-632-2

# Prestomatic 3 Push-In Fittings

## C68UNPMK 90° Elbow, Male Metric Thread

Technical polymer, brass, NBR

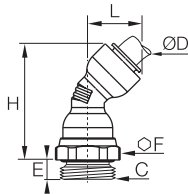


ØD	C		E	F	H	H1	L	Kg
8	M12x1.5	<a href="#">C68UNPMK8M12</a>	7.5	17	40	31	20.5	0.024
	M14x1.5	<a href="#">C68UNPMK8M14</a>	7.5	19	40	31	20.5	0.027
	M16x1.5	<a href="#">C68UNPMK8M16</a>	8	22	41	32	20.5	0.034
	M22x1.5	<a href="#">C68UNPMK8M22</a>	8	27	41	32	20.5	0.046
10	M12x1.5	<a href="#">C68UNPMK10M12</a>	7.5	17	47	36	25	0.031
	M16x1.5	<a href="#">C68UNPMK10M16</a>	8	22	47	37	25	0.043
	M22x1.5	<a href="#">C68UNPMK10M22</a>	8	27	48	38	25	0.062
12	M12x1.5	<a href="#">C68UNPMK12M12</a>	7.5	17	49	37.5	26	0.035
	M16x1.5	<a href="#">C68UNPMK12M16</a>	8	22	50	38.5	26	0.047
	M22x1.5	<a href="#">C68UNPMK12M22</a>	8	27	50	37.5	26	0.058
16	M16x1.5	<a href="#">C68UNPMK16M16</a>	8	22	53	39.5	27	0.059
	M22x1.5	<a href="#">C68UNPMK16M22</a>	8	27	53	39.5	27	0.070

The body swivels for positioning purposes.

## V68UNPMK 45° Elbow, Male Metric Thread

Technical polymer, brass, NBR

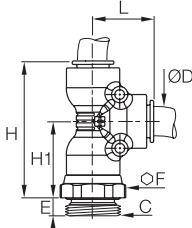


ØD	C		E	F	H	L	Kg
10	M22x1.5	<a href="#">V68UNPMK10M22</a>	8	27	61	23	0.060
12	M16x1.5	<a href="#">V68UNPMK12M16</a>	8	22	63	24.5	0.045
	M22x1.5	<a href="#">V68UNPMK12M22</a>	8	27	62	24.5	0.057
16	M22x1.5	<a href="#">V68UNPMK16M22</a>	8	27	66	27	0.071

The body swivels for positioning purposes.

## R68UNPMK Stud Run Tee, Male Metric Thread

Technical polymer, brass, NBR

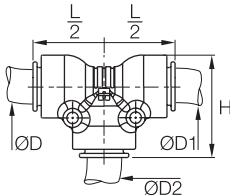


ØD	C		E	F	H	H1	L	Kg
8	M12x1.5	<a href="#">R68UNPMK8M12</a>	7.5	17	51	31	20.5	0.028
12	M16x1.5	<a href="#">R68UNPMK12M16</a>	8	22	64.5	38.5	26	0.053
16	M16x1.5	<a href="#">R68UNPMK16M16</a>	8	22	68	39.5	27	0.067

The body swivels for positioning purposes.

## JNPMK Equal Tee

Technical polymer, NBR



ØD	ØD1	ØD2		H	L/2	Kg
8	8	8	<a href="#">JNPMK8</a>	30	20.5	0.012
10	10	10	<a href="#">JNPMK10</a>	35.5	25	0.019
12	12	12	<a href="#">JNPMK12</a>	37.5	26	0.022
16	16	16	<a href="#">JNPMK16</a>	41	27	0.028

### Other Configurations Available on Request



F Male Elbow



90° Male Side Tee



Male Branch Tee



Male Branch Tee In-Line Test Point



ISO 8434-1 Bulkhead Tee

# Prestomatic 2 Push-In Fittings

To meet **severe** and **demanding applications** such as pneumatic circuits in rail and road transportation, Prestomatic 2 fittings conform to the international standards offering **robustness, reliability** and **mechanical resistance**.

## Product Advantages

- Versatility** | Extreme compactness for space-saving  
 High robustness  
 Excellent mechanical properties adapted to severe working conditions  
 Integrated metallic tube support reinforces tube alignment and tube retention for:
- excellent resistance to vibration
  - sealing ensured over time
  - increased resistance to tube removal
- Fully re-usable to reduce maintenance costs
- High Performance** | Positive hold by an innovative gripping ring design allowing absorption of vibration and pulsating pressure  
 Twist-free assembly allowing free tube rotation even under pressure and high resistance to tube expansion  
 Extreme temperature resistance: up to -50°C for increased lifespan
- Reliability** | 100% leak-tested in production  
 Date coding to guarantee quality and traceability  
 Suitable with flexible tubing in braking system



Applications

- Air Braking Systems
- Air Suspension
- Chassis
- Engine Braking
- Gearbox
- Pantograph
- Motricity Control

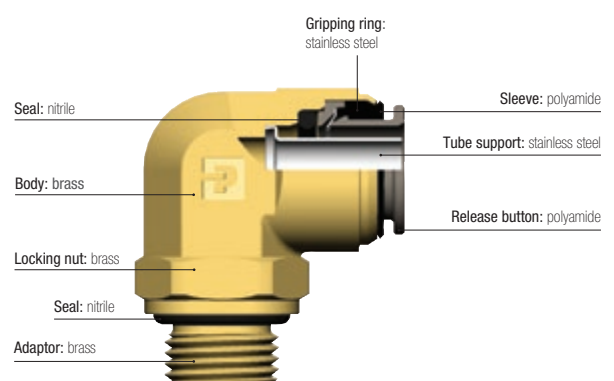
## Technical Characteristics

<b>Compatible Fluids</b>	Compressed air
<b>Working Pressure</b>	25 bar
<b>Working Temperature</b>	-40°C to +100°C For lower temperature applications, please consult us

Tightening Torques (daN.m)	Threads				
	M10x1	M12x1.5	M14x1.5	M16x1.5	M22x1.5
	8 to 10	10 to 20	15 to 20	15 to 20	20 to 30

Male metric threads conform to DIN 3852-1, DIN 3852-3, ISO 4039-2 and ISO 6149-1 standards.

### Component Materials



### Silicone-free

### Regulations

EN 45545-2: HL3, R22, R24, R25 classification can be attained when used with fireproof tubing

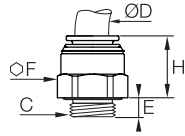
Fully adapted to transportation braking system applications with tubing:  
 DIN 74324-1  
 DIN 73378  
 NF-R12-632-2

# Stud Fittings

## F8UNPMB

### Stud Fitting, Male Metric Thread

Brass, NBR

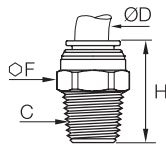


ØD	C		E	F	H	Kg
6	M10x1.5	<a href="#">F8UNPMB6M10</a>	7	16	18.5	0.018
	M12x1.5	<a href="#">F8UNPMB6M12</a>	7.5	17	16	0.017
	M16x1.5	<a href="#">F8UNPMB6M16</a>	8	22	14.5	0.032
8	M22x1.5	<a href="#">F8UNPMB6M22</a>	8	27	13.5	0.053
	M12x1.5	<a href="#">F8UNPMB8M12</a>	7.5	17	19.5	0.021
	M14x1.5	<a href="#">F8UNPMB8M14</a>	7.5	19	18	0.025
10	M16x1.5	<a href="#">F8UNPMB8M16</a>	8	22	15	0.030
	M22x1.5	<a href="#">F8UNPMB8M22</a>	8	27	13.5	0.052
	M12x1.5	<a href="#">F8UNPMB10M12</a>	7.5	22	22.5	0.036
12	M14x1.5	<a href="#">F8UNPMB10M14</a>	7.5	22	22	0.036
	M16x1.5	<a href="#">F8UNPMB10M16</a>	8	22	20.5	0.038
	M22x1.5	<a href="#">F8UNPMB10M22</a>	8	27	14.5	0.049
16	M12x1.5	<a href="#">F8UNPMB12M12</a>	7.5	22	22.5	0.035
	M16x1.5	<a href="#">F8UNPMB12M16</a>	8	22	21	0.033
	M22x1.5	<a href="#">F8UNPMB12M22</a>	8	27	17.5	0.052
16	M16x1.5	<a href="#">F8UNPMB16M16</a>	8	27	22.5	0.063
	M22x1.5	<a href="#">F8UNPMB16M22</a>	8	27	22.5	0.069

## F2NPMB

### Stud Fitting, Male NPT thread

Brass, NBR

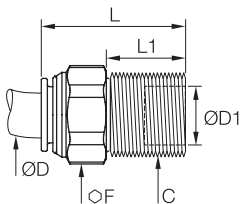


ØD	C		F	H	Kg
6	NPT1/8	<a href="#">F2NPMB6-1/8</a>	16	25	0.015
	NPT1/4	<a href="#">F2NPMB6-1/4</a>	16	25	0.020
	NPT3/8	<a href="#">F2NPMB6-3/8</a>	19	27	0.037
8	NPT1/4	<a href="#">F2NPMB8-1/4</a>	17	30	0.025
	NPT3/8	<a href="#">F2NPMB8-3/8</a>	19	27	0.033
10	NPT1/4	<a href="#">F2NPMB10-1/4</a>	22	35.5	0.044
	NPT1/2	<a href="#">F2NPMB10-1/2</a>	22	34	0.066
12	NPT3/8	<a href="#">F2NPMB12-3/8</a>	22	31	0.038
	NPT1/2	<a href="#">F2NPMB12-1/2</a>	22	34	0.058

## WEONPMB

### Equal Mixed Bulkhead Adapter

Brass, NBR



ØD	ØD1	C		F	L	L1	Kg
8	8	M14x1.5	<a href="#">WEONPMB8-8L</a>	19	36	21	0.033
	10	M16x1.5	<a href="#">WEONPMB8-10L</a>	19	36	21	0.038
	12	M18x1.5	<a href="#">WEONPMB8-12L</a>	22	34	21	0.046
12	12	M18x1.5	<a href="#">WEONPMB12-12L</a>	22	37	21	0.046

### Other Configurations Available on Request



Male Bulkhead



Male Run Tee



F Male Elbow



ISO 8434-1 Bulkhead Elbow



Male Run Tee Branch Test Point

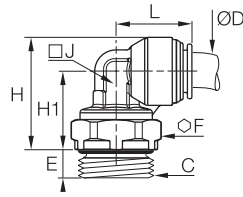


# Stud Fittings

## C8UNPMB

### 90° Elbow, Male Metric Thread

Brass, NBR



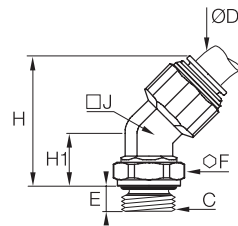
ØD	C		E	F	H	H1	J	L	Kg
6	M10x1	C8UNPMB6M10	7.5	14	24	16	10	22	0.032
	M12x1.5	C8UNPMB6M12	9	17	25.5	17	11	22	0.038
	M16x1.5	C8UNPMB6M16	9.5	22	30	20	13	23	0.062
8	M22x1.5	C8UNPMB6M22	9.5	27	35	24	14	23	0.095
	M12x1.5	C8UNPMB8M12	9	17	25.5	17	11	22	0.039
	M14x1.5	C8UNPMB8M14	9.5	19	26.5	18	11	22	0.046
10	M16x1.5	C8UNPMB8M16	9.5	22	30	20	13	23	0.061
	M22x1.5	C8UNPMB8M22	9.5	27	35	24	14	23	0.092
	M16x1.5	C8UNPMB10M16	9.5	22	30.5	20.5	13	25	0.063
12	M22x1.5	C8UNPMB10M22	9.5	27	37	26	14	25	0.099
	M12x1.5	C8UNPMB12M12	9	17	32	21	14	25	0.063
	M16x1.5	C8UNPMB12M16	9.5	22	33	22	14	25	0.072
16	M22x1.5	C8UNPMB12M22	9.5	27	37	26	14	25	0.095
	M16x1.5	C8UNPMB16M16	9.5	22	37	23.5	24	34	0.170
	M22x1.5	C8UNPMB16M22	9.5	27	39	25.5	24	34	0.174

The body can be locked in the desired orientation with the locknut.

## V8UNPMB

### 45° Elbow, Male Metric Thread

Brass, NBR



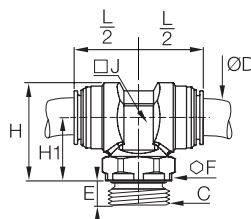
ØD	C		E	F	H	H1	J	Kg
8	M16x1.5	V8UNPMB8M16	9.5	22	38	17.5	14	0.063
10	M22x1.5	V8UNPMB10M22	9.5	27	44	21	14	0.085
12	M16x1.5	V8UNPMB12M16	9.5	22	44	17.5	14	0.074
	M22x1.5	V8UNPMB12M22	9.5	27	48	21	14	0.095
16	M22x1.5	V8UNPMB16M22	9.5	27	42	18	22	0.106

The body can be locked in the desired orientation with the locknut.

## S8UNPMB

### Stud Branch Tee, Male Metric Thread

Brass, NBR



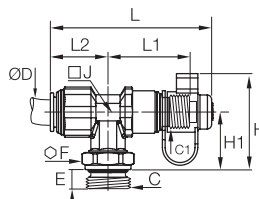
ØD	C		E	F	H	H1	J	L/2	Kg
8	M16x1.5	S8UNPMB8M16	9.5	22	39	27	14	24	0.097
	M22x1.5	S8UNPMB8M22	9.5	27	42	30.5	14	24	0.118
10	M16x1.5	S8UNPMB10M16	9.5	22	39	27	14	25.5	0.100
	M22x1.5	S8UNPMB10M22	9.5	27	42	30.5	14	25.5	0.118
12	M16x1.5	S8UNPMB12M16	9.5	22	39	27	14	27	0.110
	M22x1.5	S8UNPMB12M22	9.5	27	42	30.5	14	27	0.131
16	M22x1.5	S8UNPMB16M22	9.5	27	40	26	19	27	0.171

The body can be locked in the desired orientation with the locknut.

## S8UNPMBPPAM

### Stud Branch Tee, Male Metric Thread, In-Line Test Point

Brass, NBR



ØD	C	C1		E	F	H	H1	J	L	L1	L2	Kg
10	M16x1.5	M16x1.5	S8UNPMB10PPAM16	9.5	22	45	27	14	71	36	25	0.125
12	M16x1.5	M16x1.5	S8UNPMB12PPAM16	9.5	22	45	27	14	75	38	27	0.133
	M22x1.5	M16x1.5	S8UNPMB12PPAM22	9.5	27	48.5	30.5	14	75	38	27	0.154

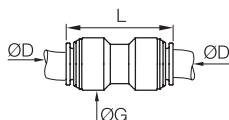
The body can be locked in the desired orientation with the locknut.

# Tube-to-Tube Fittings

## HNPMB

### Equal Connector

Brass, NBR

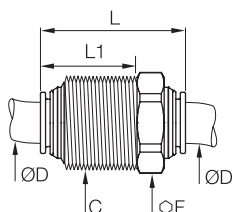


ØD		G	L	Kg
6	<a href="#">HNPMB6</a>	16	37.5	0.024
8	<a href="#">HNPMB8</a>	18	37	0.029
10	<a href="#">HNPMB10</a>	20	41	0.036
12	<a href="#">HNPMB12</a>	22	41	0.041
16	<a href="#">HNPMB16</a>	27	41	0.078

## WNPMB

### Equal Bulkhead Connector

Brass, NBR

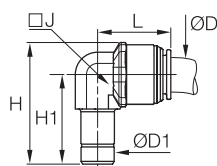


ØD	C		F	L	L1	Kg
6	M18x1.5	<a href="#">WNPMB6</a>	22	39.5	26	0.056
8	M20x1.5	<a href="#">WNPMB8</a>	22	39	26	0.061
10	M22x1.5	<a href="#">WNPMB10</a>	24	43	28	0.076
12	M24x1.5	<a href="#">WNPMB12</a>	27	44	29	0.091

## T2ENPMB

### Equal and Unequal 90° Plug-In Elbow

Brass, NBR

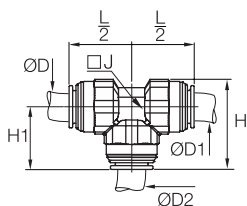


ØD	ØD1		H	H1	J	L	Kg
6	8	<a href="#">T2ENPMB6</a>	36	27.5	10	21	0.025
8	8	<a href="#">T2ENPMB8</a>	36	27.5	10	22	0.025
10	12	<a href="#">T2ENPMB10</a>	44	32.5	14	25.5	0.049
12	12	<a href="#">T2ENPMB12</a>	44	32.5	14	27	0.051

## JNPMB

### Equal and Unequal Tee

Brass, NBR



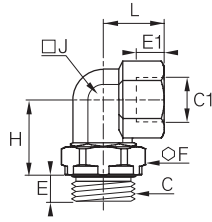
ØD	ØD1	ØD2		H	H1	J	L/2	Kg
6	6	6	<a href="#">JNPMB6</a>	30	22	12	22	0.044
8	8	8	<a href="#">JNPMB8</a>	31	23	12	23	0.050
		12	<a href="#">JNPMB8-8-12</a>	37	25	14	23	0.077
10	10	10	<a href="#">JNPMB10</a>	37	25.5	14	25.5	0.086
		6	<a href="#">JNPMB10-10-6</a>	36	24	14	23	0.073
		10	<a href="#">JNPMB10-6-10</a>	37	25.5	14	25.5	0.083
12	12	12	<a href="#">JNPMB12</a>	38	26.5	14	26.5	0.093
		6	<a href="#">JNPMB12-12-6</a>	35	24	14	26	0.086
		8	<a href="#">JNPMB12-12-8</a>	35	24	14	26	0.085
16	16	16	<a href="#">JNPMB16</a>	46	29	30	29	0.189

# Air Brake Adaptors

## D8C8UB

### 90° Elbow, Male/Female Metric Thread

Brass, NBR



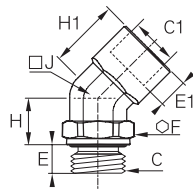
C	C1		E	E1	F	H	J	L	Kg
M16x1.5	M16x1.5	<a href="#">M16M16D8C8UB</a>	9.5	10	22	23.5	16	18.5	0.081
	M16x1.5	<a href="#">M16M22D8C8UB</a>	10.5	10	27	26.5	19	21.5	0.132
	M22x1.5	<a href="#">M22D8C8UB</a>	10.5	12	27	29.5	19	23.5	0.134

The body can be locked in the desired orientation with the locknut.

## D8V8UB

### 45° Elbow, Male/Female Metric Thread

Brass, NBR



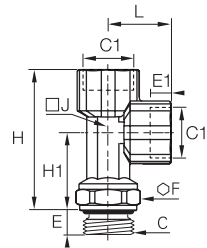
C	C1		E	E1	F	H	H1	J	Kg
M16x1.5	M16x1.5	<a href="#">M16M16D8V8UB</a>	9.5	10	22	15.5	22	17	0.077

The body can be locked in the desired orientation with the locknut.

## MR08UB

### Female Run Tee, Male Metric Thread

Laiton, NBR



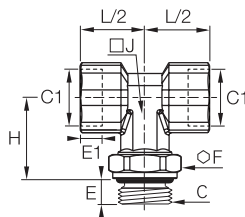
C	C1		E	E1	F	H	H1	J	L	Kg
M12x1.5	M12x1.5	<a href="#">M12MR08UB</a>	9	10	17	50.5	30	14	20.5	0.117
M16x1.5	M16x1.5	<a href="#">M16MR08UB</a>	10	10	22	62.5	39	14	23.5	0.134
	M16x1.5	<a href="#">M16M22M16MR08UB</a>	10.5	10	27	65	41.5	14	23.5	0.178
	M22x1.5	<a href="#">M22MR08UB</a>	10.5	12	27	69.5	41.5	18	28	0.222

The body can be locked in the desired orientation with the locknut.

## MMS8UB

### Branch Tee, Male/Female Metric Thread

Brass, NBR



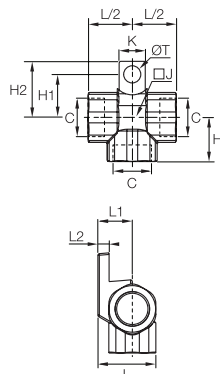
C	C1		E	E1	F	H	J	L/2	Kg
M12x1.5	M12x1.5	<a href="#">M12MMS8UB</a>	9	10	17	25.5	14	23.5	0.140
M16x1.5	M16x1.5	<a href="#">M16MMS8UB</a>	10	10	22	29	14	23.5	0.134
M22x1.5	M16x1.5	<a href="#">M16M16M22MMS8UB</a>	10.5	10	27	31	14	23.5	0.175

The body can be locked in the desired orientation with the locknut.

## MM08BKT

### Tee with Mounting Boss, Female Metric Thread

Brass, NBR



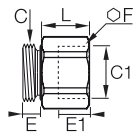
C		H	H1	H2	J	K	L	L1	L2	L/2	ØT	Kg
M16x1.5	<a href="#">M16MM08BKT</a>	20.5	26	20	19	12	27	16	5	20.5	8	0.112

# Air Brake Adaptors and Accessories

## F8UG8B

### Increaser, Male/Female Metric Thread

Brass, NBR

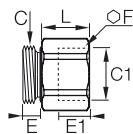


C	C1		E	E1	F	L	Kg
M12x1.5	M16x1.5	<a href="#">M12M16F8UG8B</a>	7.5	10	22	17.5	0.044

## F8UG8B

### Reducer, Male/Female Metric Thread

Brass, NBR

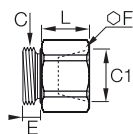


C	C1		E	E1	F	L	Kg
M16x1.5	M12x1.5	<a href="#">M16M12F8UG8B</a>	8	10	22	15	0.051
M22x1.5	M16x1.5	<a href="#">M22M16F8UG8B</a>	8	10	27	16	0.073

## F8UGB

### Conversion Fitting, Male Metric/Female NPT Thread

Brass, NBR

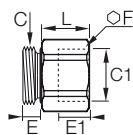


C	C1		E	F	L	Kg
M16x1.5	NPT1/4	<a href="#">M16-1/4F8UGB</a>	8	22	15	0.050
M22x1.5	NPT3/8	<a href="#">M22-3/8F8UGB</a>	8	27	18	0.080

## F8UG4B

### Conversion Fitting, Male Metric/Female BSPP Thread

Brass, NBR

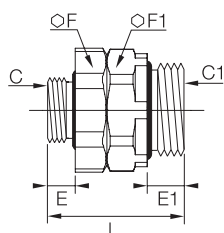


C	C1		E	E1	F	L	Kg
M16x1.5	G1/4	<a href="#">M16-1/4F8UG4B</a>	8	10	22	11.5	0.038
	G1/8	<a href="#">M16-1/8F8UG4B</a>	8	7	22	8	0.031

## F8UHA8UB

### Straight Male Adaptor, Male Metric Thread

Brass, NBR



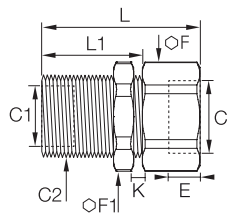
C	C1		E	E1	F	F1	L	Kg
M16x1.5	M16x1.5	<a href="#">M16F8UHA8UB</a>	8	10	22	22	32	0.056
	M22x1.5	<a href="#">M16M22F8UHA8UB</a>	8	10.5	27	27	36	0.096
M22x1.5	M22x1.5	<a href="#">M22F8UHA8UB</a>	8	10.5	27	27	36	0.096

# Air Brake Adaptors and Accessories

## WGG88B

### Bulkhead Union, Female Metric Thread

Brass, NBR

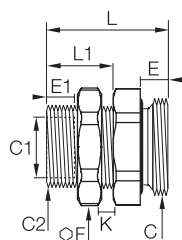


C	C1	C2		E	F	F1	K <sub>max</sub>	L	L1	Kg
M16x1.5	M16x1.5	M22x1.5	<a href="#">M16WGG88BH27</a>	10	27	27	16	30	23	0.082
M22x1.5	M16x1.5	M26x1.5	<a href="#">M22M16WGG88B</a>	12	30	32	10	32	18	0.128

## WG8F8UB

### Bulkhead Union, Male/Female Metric Thread

Brass, NBR

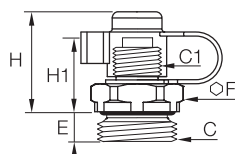


C	C1	C2		E	E1	F	K <sub>max</sub>	L	L1	Kg
M16x1.5	M16x1.5	M22x1.5	<a href="#">M16WG8F8UB</a>	8	10	27	10	32	17	0.086
M22x1.5	M16x1.5	M22x1.5	<a href="#">M16M22WG8F8UB</a>	8	10	27	10	32	17	0.080

## PPRF8UM

### Stud Test Point, Male Metric Thread

Brass, NBR

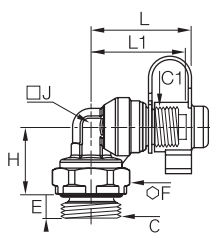


C	C1		E	F	H	H1	Kg
M16x1.5	M16x1.5	<a href="#">PPRF8UM16</a>	9.5	22	34.5	31.5	0.057
M22x1.5	M16x1.5	<a href="#">PPRF8UM22</a>	9.5	27	34.5	31.5	0.072

## PPRC8UM

### Test Point 90° Elbow, Male Metric Thread

Brass, NBR



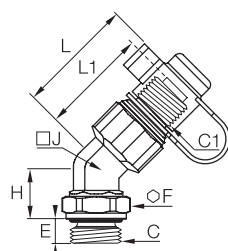
C	C1		E	F	H	J	L	L1	kg
M22x1.5	M16x1.5	<a href="#">PPRC8UM22</a>	10.5	27	18	19	39	36	0.142

The body can be locked in the desired orientation with the locknut.

## PPRV8UM

### Test Point 45° Elbow, Male Metric Thread

Brass, NBR



C	C1		E	F	H	J	L	L1	kg
M22x1.5	M16x1.5	<a href="#">PPRV8UM22</a>	10.5	27	32	14	38	35	0.119

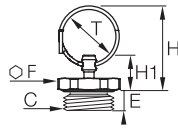
The body can be locked in the desired orientation with the locknut.

# Air Brake Adaptors and Accessories

## VDPF8UM

### Drain Valve, Male Metric Thread

Brass, NBR

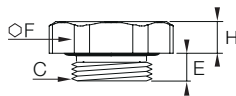


C		E	F	H	H1	ØT	Kg
M22x1.5	<a href="#">VDPF8UM22L13</a>	7.5	27	47.5	24	26	0.037

## P8UNBL

### Plug, Male Metric Thread

Brass, NBR

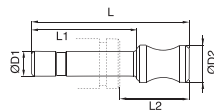


C		E	F	H	Kg
M12x1.5	<a href="#">M12P8UNBL</a>	7.5	17	4.5	0.013
M14x1.5	<a href="#">M14P8UNBL</a>	7.5	17	4.5	0.016
M16x1.5	<a href="#">M16P8UNBL</a>	8	22	5	0.022
M22x1.5	<a href="#">M22P8UNBL13</a>	7.5	27	5	0.038

## 3126

### Blanking Plug

Technical polymer

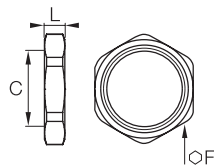


ØD		G	L	L1	Kg
6	<a href="#">3126 06 00</a>	8	33	16,5	0,001
8	<a href="#">3126 08 00</a>	10	35	17,5	0,001
10	<a href="#">3126 10 00</a>	12	42	21	0,002
12	<a href="#">3126 12 00</a>	14	45	22	0,003

## WLNB

### Bulkhead Locknut

Brass



C		F	L	Kg
M16x1.5	<a href="#">WL8NBM16X1.5</a>	22	5	0.010
M18x1.5	<a href="#">WL8NBM18X1.5</a>	22	5	0.008
M20x1.5	<a href="#">WL8NBM20X1.5</a>	24	5	0.008
M22x1.5	<a href="#">WL8NBM22X1.5</a>	27	6	0.014
M24x1.5	<a href="#">WL8NBM24X1.5</a>	30	7	0.019



# LF 3600 Push-In Fittings Range

## Stud Fittings

### Straights

- 3675**  
BSPT  
Page 1-97
- 3601**  
BSPP/Metric  
Page 1-97
- 3681**  
Metric  
Page 1-97
- 3614**  
BSPP/Metric  
Page 1-98
- 3621**  
BSPT  
Page 1-98
- 3631**  
BSPP/Metric  
Page 1-98
- 3600**  
Page 1-98



### Elbows

- 3609**  
BSPT  
Page 1-99
- 3629**  
BSPT  
Page 1-99
- 3699**  
BSPP/Metric  
Page 1-99
- 3669**  
BSPP/Metric  
Page 1-100



### Tees

- 3608**  
BSPT  
Page 1-100
- 3603**  
BSPT  
Page 1-100
- 3698**  
BSPP/Metric  
Page 1-100
- 3693**  
BSPP/Metric  
Page 1-101



### Banjo

- 3618**  
BSPP/Metric  
Page 1-101



## Tube-to-Tube Fittings

### Straight

- 3606**  
Page 1-102



### Elbow

- 3602**  
Page 1-102



### Tee

- 3604**  
Page 1-102



## Bulkhead Connector Fittings

### Straights

- 3616**  
BSPT  
Page 1-103
- 3636**  
BSPP  
Page 1-103



### Elbow

- 3639**  
Page 1-103



## Plug-In Accessories

- 3666**  
Page 1-104
- 3667**  
Page 1-104
- 3668**  
Page 1-104
- 3622**  
Page 1-104
- 3620**  
Page 1-104
- 3626**  
Page 1-105



## Accessories

- 0605**  
Page 1-105
- 3000 70**  
Page 1-105
- 3610**  
Page 1-105





# LF 3600 Push-In Fittings

In order to meet your **technical and environment requirements**, Parker Legris designed this range of metal fittings, offering **robustness, reliability** and **resistance to industrial fluids** for the most demanding environments.

## Product Advantages

- High Performance**
  - Resistant up to +150°C at 30 bar
  - Excellent mechanical performance
  - Long threads to resist shock and vibration
  - Excellent abrasion and corrosion resistance due to high phosphorus chemical nickel plating
  - Full flow, minimal pressure drop
- Versatility**
  - Materials conform to FDA standards
  - Spring collet gripping system suitable for both metal (grooved) and polymer tubing
  - Excellent resistance to high pressure and vacuum
  - Excellent chemical compatibility
  - More than 250 part numbers
  - One fitting for numerous applications: stock optimisation
  - Manual connection and disconnection
  - Compact and ergonomic
- Reliability**
  - High performance brass for increased lifespan
  - 100% leak-tested in production
  - Date coding to guarantee quality and traceability



Food Process  
Coffee Machines  
In-Plant Automotive  
Medical Equipment  
Printing  
Misting  
Welding Robots

Applications

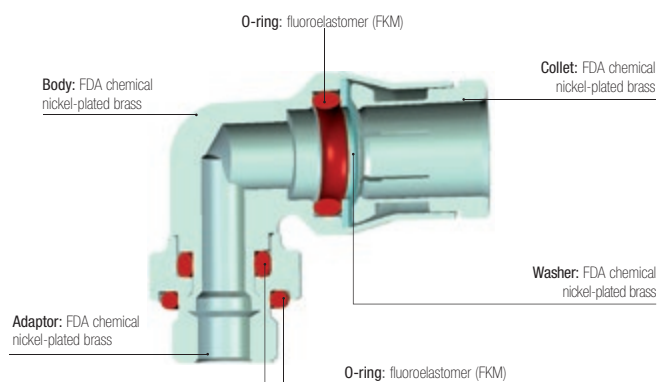
## Technical Characteristics

<b>Suitable Fluids</b>	Compressed air, grease, lubricant, water...
<b>Working Pressure</b>	Vacuum to 30 bar (20 bar: 3699, 3609)
<b>Working Temperature</b>	-25°C to +150°C

Maximum Tightening Torque (daN.m)	Thread							
	M5 x0.8	M6 x1	M8 x1	M10 x1	G1/8	G1/4	G3/8	G1/2
	0.16	0.18	0.6	0.8	0.8	1.2	3	3.5

Reliable performance is dependent upon the type of fluid conveyed, component materials and tubing being used.  
Use is guaranteed with a vacuum of 755 mm Hg (99% vacuum).

### Component Materials



### Silicone-free

### Regulations

**Industrial**  
**ISO 14743:** pneumatic transmissions, push-in fittings for thermoplastic tubing  
**DI:** 97/23/EC (PED)  
**DI:** 2002/95/EC (RoHS), 2011/65/EC  
**RG:** 1907/2006 (REACH)  
**DI:** 94/9/EC (ATEX)  
**UL94 V-0:** please consult us

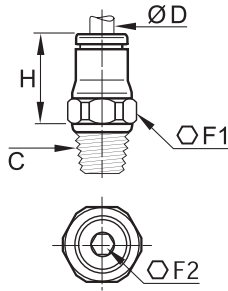
**Food**  
**RG:** 21CFR (FDA)  
**RG:** 1935/2004/EC (minimum flow 0.02 l/h)  
**USDA NSF H1:** grease  
**ASTM B733-04:** autocatalytic (electroless) nickel-phosphorus coatings

# Stud Fittings

## 3675 Stud Fitting, Male BSPT Thread



FDA chemical nickel-plated brass, FKM

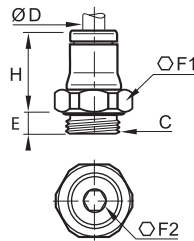


ØD	C		F1	F2	H	kg
4	R1/8	<a href="#">3675 04 10</a>	10	3	15	0.009
	R1/4	<a href="#">3675 04 13</a>	14	3	15	0.017
6	R1/8	<a href="#">3675 06 10</a>	13	4	17	0.011
	R1/4	<a href="#">3675 06 13</a>	14	4	17	0.018
8	R1/8	<a href="#">3675 08 10</a>	15	5	19	0.015
	R1/4	<a href="#">3675 08 13</a>	16	6	18	0.019
10	R3/8	<a href="#">3675 08 17</a>	17	6	18.5	0.027
	R1/4	<a href="#">3675 10 13</a>	18	7	23	0.026
	R3/8	<a href="#">3675 10 17</a>	18	8	22.5	0.031
	R1/2	<a href="#">3675 10 21</a>	22	8	22.5	0.056
12	R1/4	<a href="#">3675 12 13</a>	20	7	25.5	0.033
	R3/8	<a href="#">3675 12 17</a>	20	9	24	0.035
14	R1/2	<a href="#">3675 12 21</a>	22	10	23	0.051
	R3/8	<a href="#">3675 14 17</a>	22	9	27	0.042
	R1/2	<a href="#">3675 14 21</a>	24	11	26	0.057

## 3601 Stud Fitting, Male BSPP and Metric Thread



FDA chemical nickel-plated brass, FKM

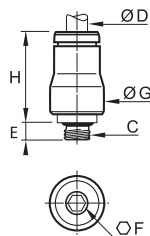


ØD	C		E	F1	F2	H	kg
4	M5x0.8	<a href="#">3601 04 19</a>	3.5	10	2.5	15.5	0.006
	M6x1	<a href="#">3601 04 52</a>	4.5	10	3	16	0.006
	M8x1	<a href="#">3601 04 56</a>	5	11	3	14.5	0.007
	G1/8	<a href="#">3601 04 10</a>	5.5	13	3	14.5	0.009
6	G1/4	<a href="#">3601 04 13</a>	6.5	16	3	14.5	0.015
	M5x0.8	<a href="#">3601 06 19</a>	3.5	13	2.5	19	0.010
	M10x1	<a href="#">3601 06 60</a>	5.5	13	4	17.5	0.011
	G1/8	<a href="#">3601 06 10</a>	5.5	13	4	17.5	0.011
8	G1/4	<a href="#">3601 06 13</a>	6.5	16	4	17	0.015
	G1/8	<a href="#">3601 08 10</a>	5.5	16	5	21	0.014
	G1/4	<a href="#">3601 08 13</a>	6.5	16	6	18	0.016
	G3/8	<a href="#">3601 08 17</a>	7.5	20	6	19	0.028
10	G1/4	<a href="#">3601 10 13</a>	6.5	18	7	25	0.025
	G3/8	<a href="#">3601 10 17</a>	7.5	20	8	22.5	0.028
	G1/2	<a href="#">3601 10 21</a>	9	24	8	22.5	0.043
	G1/4	<a href="#">3601 12 13</a>	6.5	20	7	26.5	0.030
12	G3/8	<a href="#">3601 12 17</a>	7.5	20	9	26	0.034
	G1/2	<a href="#">3601 12 21</a>	9	24	10	23.5	0.042
14	G3/8	<a href="#">3601 14 17</a>	7.5	22	9	28	0.038
	G1/2	<a href="#">3601 14 21</a>	9	24	11	26.5	0.045

## 3681 Stud Fitting with Internal Hexagon, Male Metric Thread



FDA chemical nickel-plated brass, FKM



ØD	C		E	F	G	H	kg
4	M5x0.8	<a href="#">3681 04 19</a>	3.5	2.5	10	16	0.005

### Related Products

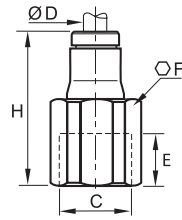
- Polyurethane Tubing
- Polyamide Tubing
- Polyethylene Tubing
- Fluoropolymer Tubing
- Anti-Spark Tubing
- Fireproof PA Tubing
- Brass Flow Control Regulators

# Stud Fittings

## 3614 Stud Fitting, Female BSPP and Metric Thread



FDA chemical nickel-plated brass, FKM

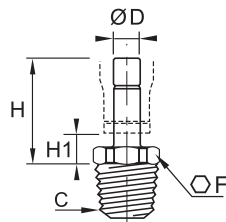


ØD	C		E	F	H	kg
4	M5x0.8	<a href="#">3614 04 19</a>	5	10	22	0.009
	G1/8	<a href="#">3614 04 10</a>	7.5	14	25	0.016
	G1/4	<a href="#">3614 04 13</a>	11	17	29	0.026
6	G1/8	<a href="#">3614 06 10</a>	7.5	14	27.5	0.019
	G1/4	<a href="#">3614 06 13</a>	11	17	31.5	0.028
8	G1/8	<a href="#">3614 08 10</a>	9.5	15	28.5	0.022
	G1/4	<a href="#">3614 08 13</a>	13.5	17	32.5	0.028
10	G3/8	<a href="#">3614 10 17</a>	14	22	38	0.052
12	G3/8	<a href="#">3614 12 17</a>	14	22	39	0.055
	G1/2	<a href="#">3614 12 21</a>	18.5	24	43.5	0.062

## 3621 Stud Standpipe, Male BSPT Thread



FDA chemical nickel-plated brass

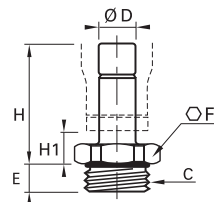


ØD	C		F	H	H1	kg
4	R1/8	<a href="#">3621 04 10</a>	10	21	7	0.006
	R1/4	<a href="#">3621 04 13</a>	14	21	7	0.014
6	R1/8	<a href="#">3621 06 10</a>	10	23.5	6.5	0.008
	R1/4	<a href="#">3621 06 13</a>	14	23.5	6.5	0.016
8	R1/8	<a href="#">3621 08 10</a>	10	24	6.5	0.009
	R1/4	<a href="#">3621 08 13</a>	14	24	6.5	0.017
10	R1/4	<a href="#">3621 10 13</a>	14	22	6.5	0.018
	R3/8	<a href="#">3621 10 17</a>	17	30	7.5	0.022
12	R3/8	<a href="#">3621 12 17</a>	17	31	7.5	0.023
	R1/2	<a href="#">3621 12 21</a>	22	31	7.5	0.041
14	R1/2	<a href="#">3621 14 21</a>	22	33	8	0.042

## 3631 Stud Standpipe, Male BSPP and Metric Thread



FDA chemical nickel-plated brass, FKM

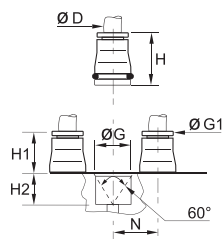


ØD	C		E	F	H	H1	kg
4	M5x0.8	<a href="#">3631 04 19</a>	3.5	13	21.5	7	0.003
	G1/8	<a href="#">3631 04 10</a>	5.5	13	20	7	0.007
	G1/4	<a href="#">3631 04 13</a>	6.5	8	20	7.5	0.011
6	G1/8	<a href="#">3631 06 10</a>	5.5	13	22.5	6.5	0.009
	G1/4	<a href="#">3631 06 13</a>	6.5	16	22.5	6.5	0.012
8	G1/8	<a href="#">3631 08 10</a>	5.5	13	22.5	6.5	0.010
	G1/4	<a href="#">3631 08 13</a>	6.5	16	23	6.5	0.013
	G3/8	<a href="#">3631 08 17</a>	7.5	20	23	7.5	0.018
10	G1/4	<a href="#">3631 10 13</a>	6.5	16	28	6.5	0.015
	G3/8	<a href="#">3631 10 17</a>	7.5	20	28	7.5	0.022
	G1/2	<a href="#">3631 10 21</a>	9	24	28	7.5	0.028
12	G3/8	<a href="#">3631 12 17</a>	7.5	20	29	7.5	0.023
	G1/2	<a href="#">3631 12 21</a>	9	24	29	7.5	0.033
14	G1/2	<a href="#">3631 14 21</a>	9	24	31	8	0.033

## 3600 One-Piece Cartridge



FDA chemical nickel-plated brass, FKM



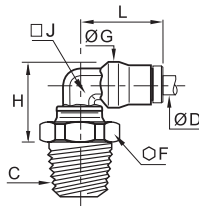
ØD		G	G1	H	H1	H2	N	kg
4	<a href="#">3600 04 00</a>	9.8	8	17	8.5	8.5	11	0.006
6	<a href="#">3600 06 00</a>	12.1	10	19	10.5	8.5	13.5	0.009
8	<a href="#">3600 08 00</a>	14.8	13	21	12.5	8.5	16	0.012
10	<a href="#">3600 10 00</a>	17.5	15	24.5	14	10.5	20	0.019
12	<a href="#">3600 12 00</a>	20	17	25	14.5	10.5	22.5	0.023
14	<a href="#">3600 14 00</a>	22	20	28.5	16.5	12	25	0.031

# Stud Fittings

## 3609 Stud Elbow, Male BSPT Thread



FDA chemical nickel-plated brass, FKM



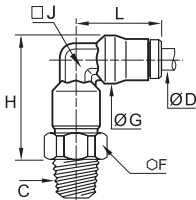
ØD	C		F	G	H	J	L	kg
4	R1/8	<a href="#">3609 04 10</a>	13	10	15	7	18	0.014
	R1/4	<a href="#">3609 04 13</a>	14	10	17	7	18	0.020
6	R1/8	<a href="#">3609 06 10</a>	13	12	17.5	8	21.5	0.018
	R1/4	<a href="#">3609 06 13</a>	14	12	19	8	21.5	0.025
8	R1/8	<a href="#">3609 08 10</a>	13	15	19.5	10	23.5	0.023
	R1/4	<a href="#">3609 08 13</a>	14	15	21	10	23.5	0.029
	R3/8	<a href="#">3609 08 17</a>	17	15	21	10	23.5	0.035
10	R1/4	<a href="#">3609 10 13</a>	15	17.5	23.5	12	29	0.037
	R3/8	<a href="#">3609 10 17</a>	17	17.5	25.5	12	29	0.043
12	R1/4	<a href="#">3609 12 13</a>	15	19.5	26	15	31	0.049
	R3/8	<a href="#">3609 12 17</a>	17	19.5	28.5	15	31	0.055
	R1/2	<a href="#">3609 12 21</a>	21	19.5	28.5	15	31	0.072
14	R3/8	<a href="#">3609 14 17</a>	19	21.5	29	16	34	0.063
	R1/2	<a href="#">3609 14 21</a>	22	21.5	30	16	34	0.072

The body swivels for positioning purposes.

## 3629 Extended Stud Elbow, Male BSPT Thread



FDA chemical nickel-plated brass, FKM



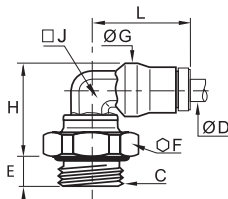
ØD	C		F	G	H	J	L	kg
4	R1/8	<a href="#">3629 04 10</a>	10	10	24.5	7	18	0.025
	R1/8	<a href="#">3629 06 10</a>	13	12	29.5	8	21.5	0.024
6	R1/4	<a href="#">3629 06 13</a>	14	12	30.5	8	21.5	0.031
	R1/8	<a href="#">3629 08 10</a>	14	15	32.5	10	23.5	0.031
8	R1/4	<a href="#">3629 08 13</a>	14	15	34	10	23.5	0.037
	R1/4	<a href="#">3629 10 13</a>	18	17.5	39	12	29	0.054

The body swivels for positioning purposes.

## 3699 Compact Elbow, Male BSPP and Metric Thread



FDA chemical nickel-plated brass, FKM



ØD	C		E	F	G	H	J	L	kg
4	M5x0.8	<a href="#">3699 04 19</a>	3.5	10	10	18	7	18	0.011
	M6x1	<a href="#">3699 04 52</a>	4.5	10	10	18	7	18	0.011
	M8x1	<a href="#">3699 04 56</a>	5	11	10	18	7	18	0.013
	G1/8	<a href="#">3699 04 10</a>	5.5	13	10	17	7	18	0.014
	G1/4	<a href="#">3699 04 13</a>	6.5	16	10	17.5	7	18	0.019
6	M10x1	<a href="#">3699 06 60</a>	5.5	13	12	19	8	21.5	0.017
	G1/8	<a href="#">3699 06 10</a>	5.5	13	12	19	8	21.5	0.018
	G1/4	<a href="#">3699 06 13</a>	6.5	16	12	19.5	8	21.5	0.022
8	G1/8	<a href="#">3699 08 10</a>	5.5	13	15	20.5	10	23.5	0.021
	G1/4	<a href="#">3699 08 13</a>	6.5	16	15	21.5	10	23.5	0.027
	G3/8	<a href="#">3699 08 17</a>	7.5	20	15	21.5	10	23.5	0.033
10	G1/4	<a href="#">3699 10 13</a>	6.5	16	17.5	27	12	29	0.037
	G3/8	<a href="#">3699 10 17</a>	7.5	20	17.5	25.5	12	29	0.043
12	G1/4	<a href="#">3699 12 13</a>	6.5	16	19.5	29.5	15	31	0.050
	G3/8	<a href="#">3699 12 17</a>	7.5	20	19.5	28.5	15	31	0.057
14	G1/2	<a href="#">3699 12 21</a>	9	24	19.5	28.5	15	31	0.065
	G3/8	<a href="#">3699 14 17</a>	7.5	20	21.5	29	16	34	0.059
	G1/2	<a href="#">3699 14 21</a>	9	24	21.5	29.5	16	34	0.062

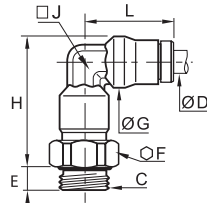
The body swivels for positioning purposes.

# Stud Fittings

## 3669 Extended Stud Elbow, Male BSPP and Metric Thread



FDA chemical nickel-plated brass, FKM



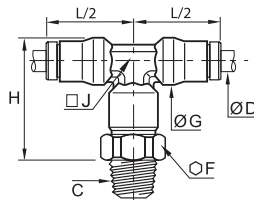
ØD	C		E	F	G	H	J	L	kg
4	M5x0.8	<a href="#">3669 04 19</a>	3.5	10	10	27.5	7	18	0.014
	G1/8	<a href="#">3669 04 10</a>	5.5	13	10	25.5	7	18	0.017
6	G1/8	<a href="#">3669 06 10</a>	5.5	13	12	31	8	21.5	0.024
	G1/4	<a href="#">3669 06 13</a>	6.5	16	12	30.5	8	21.5	0.028
8	G1/8	<a href="#">3669 08 10</a>	5.5	14	15	33.5	10	23.5	0.031
	G1/4	<a href="#">3669 08 13</a>	5.5	16	15	34	10	23.5	0.035
10	G1/4	<a href="#">3669 10 13</a>	6.5	18	17.5	42	12	29	0.052
	G3/8	<a href="#">3669 10 17</a>	7.5	20	17.5	41	12	29	0.056
12	G1/4	<a href="#">3669 12 13</a>	6.5	20	19.5	47	15	31	0.070
	G3/8	<a href="#">3669 12 17</a>	7.5	20	19.5	46	15	31	0.341
14	G1/2	<a href="#">3669 14 21</a>	9	24	21.5	49	16	34	0.094

The body swivels for positioning purposes.

## 3608 Stud Branch Tee, Male BSPT Thread



FDA chemical nickel-plated brass, FKM



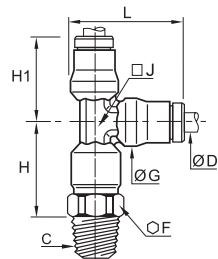
ØD	C		F	G	H	J	L/2	kg
4	R1/8	<a href="#">3608 04 10</a>	10	10	24.5	7	18	0.020
	R1/4	<a href="#">3608 06 13</a>	14	12	30.5	8	21.5	0.038
6	R1/8	<a href="#">3608 06 10</a>	13	12	29.5	8	21.5	0.031
	R1/4	<a href="#">3608 06 13</a>	14	12	30.5	8	21.5	0.038
8	R1/8	<a href="#">3608 08 10</a>	14	15	32.5	10	23.5	0.040
	R1/4	<a href="#">3608 08 13</a>	14	15	34	10	23.5	0.047
10	R1/4	<a href="#">3608 10 13</a>	18	17.5	39	12	29	0.067
	R3/8	<a href="#">3608 10 17</a>	18	17.5	41	12	29	0.070
12	R3/8	<a href="#">3608 12 17</a>	20	19.5	46.5	15	31	0.094
14	R1/2	<a href="#">3608 14 21</a>	22	21.5	50.5	16	34	0.125

The body swivels for positioning purposes.

## 3603 Stud Run Tee, Male BSPT Thread



FDA chemical nickel-plated brass, FKM



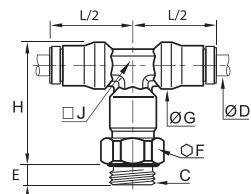
ØD	C		F	G	H	H1	J	L	kg
4	R1/8	<a href="#">3603 04 10</a>	10	10	19.5	18	7	23	0.018
	R1/4	<a href="#">3603 06 13</a>	14	12	24.5	21.5	8	28	0.037
6	R1/8	<a href="#">3603 06 10</a>	13	12	23.5	21.5	8	28	0.031
	R1/4	<a href="#">3603 06 13</a>	14	12	24.5	21.5	8	28	0.037
8	R1/8	<a href="#">3603 08 10</a>	14	15	25	23.5	10	31	0.041
	R1/4	<a href="#">3603 08 13</a>	14	15	26.5	23.5	10	31	0.044
10	R1/4	<a href="#">3603 10 13</a>	18	17.5	30.5	29	12	37.5	0.067
	R3/8	<a href="#">3603 10 17</a>	18	17.5	32.5	29	12	37.5	0.069
12	R3/8	<a href="#">3603 12 17</a>	20	19.5	36.5	31	15	40.5	0.103
14	R1/2	<a href="#">3603 14 21</a>	22	21.5	40	34	16	45	0.147

The body swivels for positioning purposes.

## 3698 Stud Branch Tee, Male BSPP and Metric Thread



FDA chemical nickel-plated brass, FKM



ØD	C		E	F	G	H	J	L/2	kg
4	M5x0.8	<a href="#">3698 04 19</a>	3.5	10	10	27.5	7	18	0.018
	G1/8	<a href="#">3698 04 10</a>	5.5	13	10	25.5	7	18	0.021
6	G1/8	<a href="#">3698 06 10</a>	5.5	13	12	31	8	21.5	0.031
	G1/4	<a href="#">3698 06 13</a>	6.5	16	12	30.5	8	21.5	0.035
8	G1/8	<a href="#">3698 08 10</a>	5.5	14	15	33.5	10	23.5	0.041
	G1/4	<a href="#">3698 08 13</a>	6.5	16	15	34	10	23.5	0.045
10	G1/4	<a href="#">3698 10 13</a>	6.5	18	17.5	42	12	29	0.066
12	G3/8	<a href="#">3698 12 17</a>	7.5	20	19.5	46	15	31	0.088
14	G1/2	<a href="#">3698 14 21</a>	9	24	21.5	49	16	34	0.111

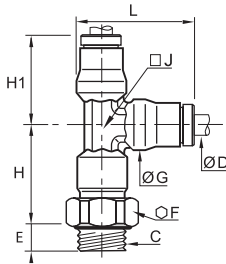
The body swivels for positioning purposes.

# Stud Fittings

## 3693 Stud Run Tee, Male BSPP and Metric Thread



FDA chemical nickel-plated brass, FKM



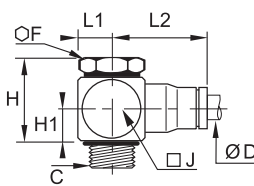
ØD	C		E	F	G	H	H1	J	L	kg
4	M5x0.8	<a href="#">3693 04 19</a>	3.5	10	10	22.5	18	7	23	0.019
	G1/8	<a href="#">3693 04 10</a>	5.5	13	10	20.5	18	7	23	0.021
6	G1/8	<a href="#">3693 06 10</a>	5.5	13	12	25	21.5	8	28	0.031
	G1/4	<a href="#">3693 06 13</a>	6.5	16	12	24.5	21.5	8	28	0.035
8	G1/8	<a href="#">3693 08 10</a>	5.5	14	15	26.5	23.5	10	31	0.041
	G1/4	<a href="#">3693 08 13</a>	6.5	16	15	26.5	23.5	10	31	0.044
10	G1/4	<a href="#">3693 10 13</a>	6.5	18	17.5	33	29	12	37.5	0.066
12	G3/8	<a href="#">3693 12 17</a>	7.5	20	19.5	36.5	31	15	40.5	0.090
14	G1/2	<a href="#">3693 14 21</a>	9	24	21.5	38.5	34	16	45	0.112

The body swivels for positioning purposes.

## 3618 Single Banjo, Male BSPP and Metric Thread



FKM, FDA chemical nickel-plated brass



ØD	C		F	H	H1	J	L1	L2	kg
4	M5x0.8	<a href="#">3618 04 19</a>	8	14.5	6.5	10	6	18.5	0.011
	G1/8	<a href="#">3618 04 10</a>	14	23	9.5	17	10	20.5	0.029
6	M5x0.8	<a href="#">3618 06 19</a>	8	15	7	10	6	22.5	0.015
	G1/8	<a href="#">3618 06 10</a>	14	23	9.5	17	10	23.5	0.031
8	G1/4	<a href="#">3618 06 13</a>	17	22	9	22	13	25.5	0.049
	G1/8	<a href="#">3618 08 10</a>	14	23	9.5	17	10	26	0.033
10	G1/4	<a href="#">3618 08 13</a>	17	22	9	22	13	27.5	0.051
	G3/8	<a href="#">3618 10 17</a>	22	33	14	22	13	32	0.105

Maximum temperature: +80°C

Each model has been designed to meet specific requirements: compactness due to small overall dimensions, with inter-connectability for customised configurations.

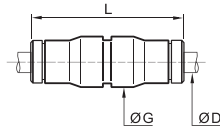


# Tube-to-Tube Fittings

## 3606 Equal Tube-to-Tube Connector



FDA chemical nickel-plated brass, FKM

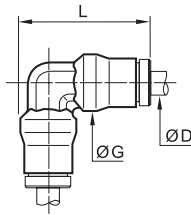


ØD		G	L	kg
4	<a href="#">3606 04 00</a>	10	30.5	0.010
6	<a href="#">3606 06 00</a>	12	36.5	0.016
8	<a href="#">3606 08 00</a>	15	37.5	0.021
10	<a href="#">3606 10 00</a>	17.5	47.5	0.034
12	<a href="#">3606 12 00</a>	19.5	50	0.042
14	<a href="#">3606 14 00</a>	21.5	52.5	0.050

## 3602 Equal Elbow



FDA chemical nickel-plated brass, FKM

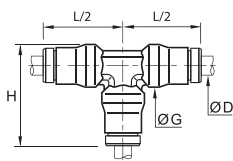


ØD		G	L	kg
4	<a href="#">3602 04 00</a>	10	23	0.010
6	<a href="#">3602 06 00</a>	12	28	0.016
8	<a href="#">3602 08 00</a>	15	31	0.023
10	<a href="#">3602 10 00</a>	17.5	37.5	0.033
12	<a href="#">3602 12 00</a>	19.5	40.5	0.045
14	<a href="#">3602 14 00</a>	21.5	45	0.056

## 3604 Equal Tee



FDA chemical nickel-plated brass, FKM



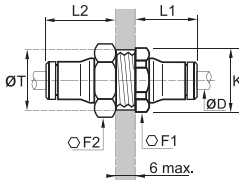
ØD		G	H	L/2	kg
4	<a href="#">3604 04 00</a>	10	23	18	0.014
6	<a href="#">3604 06 00</a>	12	28	21.5	0.023
8	<a href="#">3604 08 00</a>	15	31	23.5	0.032
10	<a href="#">3604 10 00</a>	17.5	37.5	29	0.048
12	<a href="#">3604 12 00</a>	19.5	40.5	31	0.063
14	<a href="#">3604 14 00</a>	21.5	45	34	0.078

# Bulkhead Connector Fittings

## 3616 Equal Bulkhead Connector



FDA chemical nickel-plated brass, FKM

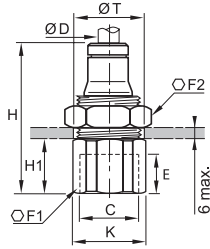


ØD		F1	F2	K	L1	L2	ØT min	kg
4	<a href="#">3616 04 00</a>	13	14	14	14	20	12.5	0.018
6	<a href="#">3616 06 00</a>	16	17	17.5	17	22	15	0.028
8	<a href="#">3616 08 00</a>	18	19	19.5	18.5	23.5	17	0.036
10	<a href="#">3616 10 00</a>	22	27	24	21.5	26.5	21	0.063
12	<a href="#">3616 12 00</a>	24	24	26	23	27	23	0.062
14	<a href="#">3616 14 00</a>	27	27	29.5	25.5	29.5	25	0.079

## 3636 Bulkhead Connector, Female BSPP Thread



FDA chemical nickel-plated brass, FKM

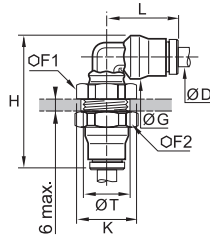


ØD	C		E	F1	F2	H	H1	K	ØT min	kg
4	G1/8	<a href="#">3636 04 10</a>	8.5	14	14	30.5	11	15	13	0.020
	G1/8	<a href="#">3636 06 10</a>	8.5	17	17	33	11	18.5	15	0.033
6	G1/4	<a href="#">3636 06 13</a>	11.5	17	17	37	15	18.5	15	0.033
	G1/8	<a href="#">3636 08 10</a>	8.5	19	19	34	10.5	21	17	0.044
8	G1/4	<a href="#">3636 08 13</a>	11.5	19	19	38	14.5	21	17	0.044
	G3/8	<a href="#">3636 10 17</a>	12	22	27	42.5	16	24	21	0.073
10	G3/8	<a href="#">3636 12 17</a>	12	24	24	43	16	26	23	0.077
	G1/2	<a href="#">3636 12 21</a>	16	27	24	48.5	21.5	29.5	23	0.133

## 3639 Equal Bulkhead Elbow



FDA chemical nickel-plated brass, FKM



ØD		F1	F2	G	H	K	L	ØT min	kg
4	<a href="#">3639 04 00</a>	13	14	10	35	14	18	12.5	0.023
6	<a href="#">3639 06 00</a>	16	17	12	40.5	17.5	21.5	15	0.035
8	<a href="#">3639 08 00</a>	18	19	15	44	19.5	23.5	17	0.046
10	<a href="#">3639 10 00</a>	22	27	17.5	51	24	29	21	0.080
12	<a href="#">3639 12 00</a>	24	24	19.5	55	26	31	23	0.086
14	<a href="#">3639 14 00</a>	27	27	21.5	59	29.5	34	25	0.144

The body swivels for positioning purposes.

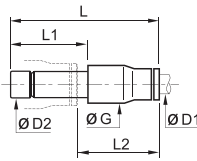


# Plug-In Accessories

## 3666 Plug-In Reducer



FDA chemical nickel-plated brass, FKM

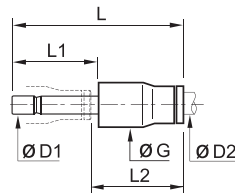


ØD1	ØD2		G	L	L1	L2	kg
4	6	<a href="#">3666 04 06</a>	10	35	19.5	18	0.008
	8	<a href="#">3666 04 08</a>	10	35.5	20	18	0.009
6	8	<a href="#">3666 06 08</a>	12	38	20	20.5	0.012
	10	<a href="#">3666 06 10</a>	12	43.5	25	21	0.015
8	10	<a href="#">3666 08 10</a>	15	44	25	21.5	0.016
	12	<a href="#">3666 08 12</a>	15	44	26	20.5	0.018
10	12	<a href="#">3666 10 12</a>	17.5	50	26	27	0.026
12	14	<a href="#">3666 12 14</a>	19.5	53	28	28.5	0.032

## 3667 Plug-In Metric/Inch Adaptor



FDA chemical nickel-plated brass, FKM

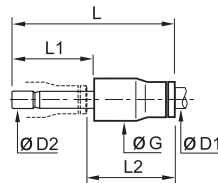


ØD1	ØD2		G	L	L1	L2	kg
6	1/4	<a href="#">3667 06 56</a>	12.5	38.5	19.5	21	0.012
10	3/8	<a href="#">3667 10 60</a>	17	49.5	25	27	0.026
12	1/2	<a href="#">3667 12 62</a>	20	51	26	27.5	0.030

## 3668 Plug-In Increaser



FDA chemical nickel-plated brass, FKM

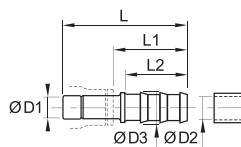


ØD1	ØD2		G	L	L1	L2	kg
6	4	<a href="#">3668 06 04</a>	12	36	17	21.5	0.010

## 3622 Plug-In Barb Connector



FDA chemical nickel-plated brass

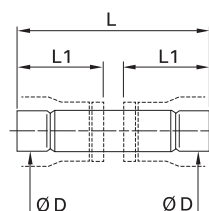


ØD1	ØD2		ØD3	L	L1	L2	kg
4	3.2	<a href="#">3622 04 53</a>	5	40.5	27	22.5	0.003
	5	<a href="#">3622 04 05</a>	7	40.5	27	22.5	0.005
6	5	<a href="#">3622 06 05</a>	7	43	27	22.5	0.006
	6.3	<a href="#">3622 08 56</a>	8.3	42	25	22.5	0.008
8	8	<a href="#">3622 08 08</a>	10	44	27	22.5	0.010
	6.3	<a href="#">3622 10 56</a>	8.3	47.5	25.5	22.5	0.011
10	8	<a href="#">3622 10 08</a>	10	47.5	25.5	22.5	0.011
	8	<a href="#">3622 12 08</a>	10	48.5	25.5	22.5	0.015
12	10	<a href="#">3622 12 10</a>	10	48.5	25.5	22.5	0.014
	12.5	<a href="#">3622 12 62</a>	14.5	57	34	29.5	0.019
14	12.5	<a href="#">3622 14 62</a>	16	57.5	33	29.5	0.022
	14	<a href="#">3622 14 14</a>	16	59.5	35	29.5	0.023

## 3620 Male Stem Connector



FDA chemical nickel-plated brass



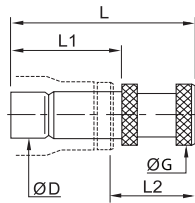
ØD		L	L1	kg
4	<a href="#">3620 04 00</a>	31	14	0.002
6	<a href="#">3620 06 00</a>	36.5	17	0.005
8	<a href="#">3620 08 00</a>	37.5	17.5	0.007
10	<a href="#">3620 10 00</a>	47.5	22.5	0.011
12	<a href="#">3620 12 00</a>	49.5	23.5	0.015
14	<a href="#">3620 14 00</a>	53	25	0.016

# Accessories

## 3626 Blanking Plug



FDA chemical nickel-plated brass



ØD		G	L	L1	L2	kg
4	<a href="#">3626 04 00</a>	6	25.5	17.5	11.5	0.004
6	<a href="#">3626 06 00</a>	8	30.5	19.5	13.5	0.009
8	<a href="#">3626 08 00</a>	10	33	20	16	0.009
10	<a href="#">3626 10 00</a>	12	40	25	18	0.015
12	<a href="#">3626 12 00</a>	14	43	26	20	0.021
14	<a href="#">3626 14 00</a>	16	47	28	22.5	0.029

## 0605 Fluoropolymer Tape

FKM



kg



[0605 12 12](#)

0.012

Can be used for temperatures from - 250°C to +260°C.

Chemically inert and resistant to gases, acids, solvents, hydrocarbons, oils, alkalines, steam etc.

Non-toxic, waterproof, self-lubricating.

In accordance with CFR21.

Can be used on all materials.

Used to facilitate the preparation of leak-free threaded joints.

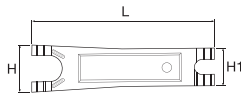
Supplied on a reel, length = 12 m, width = 12.7 mm, thickness 0.08 mm.

## 3000 70 Dismounting Tool

Treated steel



H H1 L kg



[3000 70 00](#)

25 20 96 0.021

For dismounting LF 3000® tubing/fittings where access is difficult, we recommend the use of this dismounting tool.

## 3610 Coloured Release Button Covers

Anodised aluminium

ØD



kg



6	<a href="#">3610 06 00</a>	<a href="#">3610 06 04</a>	0.004
8	<a href="#">3610 08 00</a>	<a href="#">3610 08 04</a>	0.007
10	<a href="#">3610 10 00</a>	<a href="#">3610 10 04</a>	0.011
12	<a href="#">3610 12 00</a>	<a href="#">3610 12 04</a>	0.013
14	<a href="#">3610 14 00</a>	<a href="#">3610 14 04</a>	0.016

Red and green colours are available upon request.

Coloured release buttons covers help the identification of circuits and will protect your connections against spark projections.



# LF 6100 Push-In Fittings Range

## Stud Fittings

### Straights

**6105**  
BSPT/Metric Taper  
Page 1-109

**6101**  
Metric Parallel  
Page 1-109

**6114**  
Metric Parallel  
Page 1-109



### Elbow

**6179**  
BSPT Metric Taper  
Page 1-109



## Tube-to-Tube Fittings

### Straight

**6106**  
Page 1-110



### Tee

**6104**  
Page 110



## Accessory

**0138**  
Page 1-110



# LF 6100 Push-In Fittings

This fittings range dedicated to **lubrication and vacuum systems**, combines very high performance and manual connection. This technology **secures the connection** and sealing performance, even at high pressure.

## Product Advantages

**Robust** | Designed for mechanically demanding environments  
 Excellent pressure and temperature resistance  
 Stamped brass forgings for increased service life

**Secure & Reliable** | Perfect sealing guaranteed by the three rings  
 The two sealing O-rings positioned before the gripping ring endure no scratching on the tube in the sealing area  
 Manual connection for time-saving  
 No fluid loss  
 Tube cannot be disconnected without the use of a spanner  
 Up to 60 bar with rigid polymer or grooved metal tubing  
 100% leak-tested in production



Construction Equipment  
 Lubrication  
 Transportation  
 Measurement Systems  
 Industrial Machines  
 Industrial Vacuum

Applications

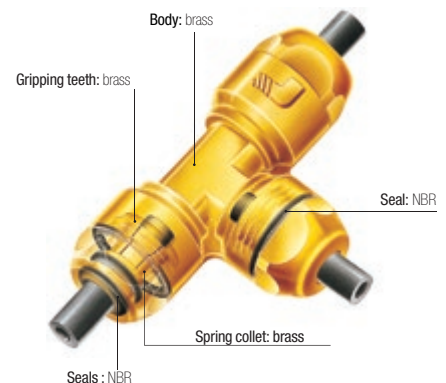
## Technical Characteristics

<b>Compatible Fluids</b>	Lubricants, compressed air, vacuum, other fluids and compatible gases
<b>Working Pressure</b>	Vacuum to 60 bar
<b>Working Temperature</b>	-40° to +120°C

<b>Max./Min. Tightening Torques (daN.m)</b>	<b>Thread</b>	M6 x1	M8 x1	M8 x1.25	M10 x1	M12 x1	M14 x1.5	R 1/8	R 1/4
	<b>Taper</b>	0.2/0.6	0.2/1.2	0.2/1	0.2/1.2	0.2/2	0.5/1.5	0.2/1.0	0.5/1.5
	<b>Parallel</b>	-	0.6/1	-	0.6/1	1.8/2.2	-	-	-

Reliable performance is dependent upon the type of fluid conveyed, component materials and tubing being used.  
 Use is guaranteed with a vacuum of 755 mm Hg (99% vacuum).

### Component Materials



Silicone-free

### Regulations

DI: 97/23/EC (PED)  
 DI: 2002/95/EC (RoHS),  
 2011/65/EC

DI: 94/9/EC (ATEX )  
 RG: 1907/2006 (REACH)

### Performance

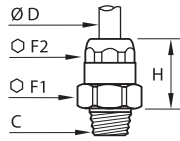
#### Working Pressure/Temperature According to the Tubing Used

O.D. of Tube	-20°C to +20°C		+20°C to +30°C		+30°C to +50°C		+50°C to +80°C		+80°C to +120°C
	Semi-Rigid PA	Rigid PA	Semi-Rigid PA	Rigid PA	Semi-Rigid PA	Rigid PA	Semi-Rigid PA	Rigid PA	FEP
2x4	40	-	33	-	25.5	-	19	-	-
2.5x4	-	52	-	43	-	32	-	24.5	7
2.7x4	23	-	19	-	15	-	11	-	-
4x6	24	45	20	37	15.5	29	11	21	6
5x8	-	52	-	43	-	33	-	24	-
6x8	17	32	14	27	11	21	8	15	4
6x10	-	57	-	47	-	37	-	27	-
7.5x10	17	-	14	-	11	-	8	-	-
8x10	14	-	12	-	9	-	7	-	3

# Stud Fittings

## 6105 Stud Fitting, Male BSPT and Taper Metric Thread

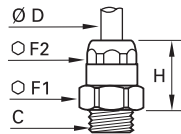
Brass, NBR



ØD	C		F1	F2	H	kg
4	M6x1	<a href="#">6105 04 52</a>	13	11	16.5	0.013
	M8x1	<a href="#">6105 04 56</a>	13	11	14.5	0.012
	M8x1.25	<a href="#">6105 04 57</a>	13	11	14.5	0.012
	M10x1	<a href="#">6105 04 60</a>	13	11	14.5	0.014
	R1/8	<a href="#">6105 04 10</a>	13	11	14.5	0.014
6	R1/4	<a href="#">6105 04 13</a>	14	11	12.5	0.018
	M10x1	<a href="#">6105 06 60</a>	17	14	16.5	0.024
	R1/8	<a href="#">6105 06 10</a>	17	14	17.5	0.026
8	M14x1.5	<a href="#">6105 06 71</a>	17	14	16.5	0.029
	R1/4	<a href="#">6105 06 13</a>	17	14	16.5	0.029
8	M12x1	<a href="#">6105 08 65</a>	19	21	24	0.041
10	M14x1.5	<a href="#">6105 10 71</a>	22	24	26	0.005

## 6101 Stud Fitting, Male Parallel and Metric Thread

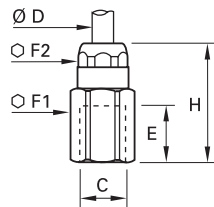
Brass, NBR



ØD	C		F1	F2	H	kg
4	M10x1	<a href="#">6101 04 60</a>	13	11	14	0.014
6	M10x1	<a href="#">6101 06 60</a>	17	14	17.5	0.026
	M12x1	<a href="#">6101 06 65</a>	17	14	16.5	0.025

## 6114 Stud Fitting, Female Metric Parallel Thread

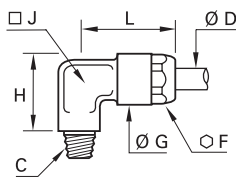
Brass, NBR



ØD	C		E	F1	F2	H	kg
4	M8x1	<a href="#">6114 04 56</a>	8	13	11	25.5	0.021
6	M8x1	<a href="#">6114 06 56</a>	8	17	14	28.5	0.043

## 6179 Stud Elbow, Male BSPT and Taper Metric Thread

Brass, NBR

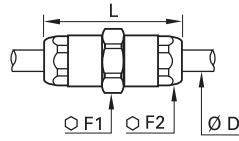


ØD	C		F	G	H	J	L	kg
4	M6x1	<a href="#">6179 04 52</a>	11	12.5	14.5	6	20	0.014
	M8x1	<a href="#">6179 04 56</a>	11	12.5	15	6	20	0.015
	M8x1.25	<a href="#">6179 04 57</a>	11	12.5	15	6	20	0.014
	M10x1	<a href="#">6179 04 60</a>	11	12.5	15.5	6	20	0.016
	R1/8	<a href="#">6179 04 10</a>	11	12.5	15.5	6	20	0.016
6	R1/4	<a href="#">6179 04 13</a>	11	12.5	17	6	20	0.023
	M10x1	<a href="#">6179 06 60</a>	14	16	18	8	25.5	0.029
	M12x1	<a href="#">6179 06 65</a>	14	16	18	8	25.5	0.030
8	R1/8	<a href="#">6179 06 10</a>	14	16	18	8	25.5	0.030
	R1/4	<a href="#">6179 06 13</a>	14	16	19	8	25.5	0.036
8	M12x1	<a href="#">6179 08 65</a>	17	19	21	10	30	0.047

# Tube-to-Tube Fittings

## 6106 Tube-to-Tube Connector

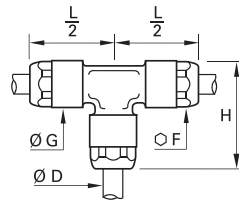
Brass, NBR



ØD		F1	F2	L	kg
4	<a href="#">6106 04 00</a>	13	11	34	0.025
6	<a href="#">6106 06 00</a>	17	14	39	0.044
8	<a href="#">6106 08 00</a>	19	17	46	0.069

## 6104 Equal Tee

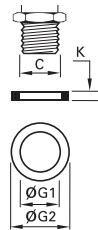
Brass, NBR



ØD		F	G	H	L/2	kg
4	<a href="#">6104 04 00</a>	11	12.5	26.5	20	0.032
6	<a href="#">6104 06 00</a>	14	16	32.5	25.5	0.066
8	<a href="#">6104 08 00</a>	17	19	38	30	0.103

## 0138 Copper Washer

Copper



C		G1	G2	K	kg
M8	<a href="#">0138 08 00</a>	8.3	11	1	0.001
G1/8	<a href="#">0138 10 00</a>	10.3	13.5	1	0.001
M12	<a href="#">0138 12 00</a>	12.3	15.5	1.3	0.001

DIN 7603  
ISO 65061

### Related Products

The Parker Legris push-in system for centralised lubrication is designed for use with various polymer tubing found in Chapter 3, "Technical Tubing and Hose":

- Fireproof High Resistance Polyamide Tubing
- Rigid and Semi-Rigid Calibrated Polyamide Tubing
- Fluoropolymer Tubing





LF 3600/LF 6100

Push-In Fittings





# LF 3800/LF 3900 Push-In Fittings Range

## Stud Fittings

### Straights

**3805**  
**3905**  
BSPT  
Page 1-115



**3805**  
NPT  
Page 1-115



**3801**  
**3901**  
BSPP/Metric  
Page 1-115



**3821**  
**3921**  
BSPT  
Page 1-116



**3821**  
**3921**  
NPT  
Page 1-116



**3831**  
**3931**  
BSPP/Metric  
Page 1-116



**3800**  
**3900**  
Page 1-117



### Straights - Inch

**3805**  
NPT  
Page 1-115



**3821**  
NPT  
Page 1-116



### Elbows

**3809**  
**3909**  
BSPT  
Page 1-117



**3809**  
NPT  
Page 1-117



**3899**  
**3999**  
BSPP/Metric  
Page 1-117



**3889**  
**3989**  
BSPT  
Page 1-118



**3889**  
NPT  
Page 1-118



**3879**  
**3979**  
BSPP  
Page 1-118



**3889**  
NPT  
Page 1-118



### Elbow - Inch

### Tees

**3803**  
**3903**  
BSPT  
Page 1-119



**3803**  
NPT  
Page 1-119



**3893**  
**3993**  
BSPP/Metric  
Page 1-119



**3808**  
**3908**  
BSPT  
Page 1-119



**3808**  
NPT  
Page 1-120



**3898**  
**3998**  
BSPP/Metric  
Page 1-120



## Tube-to-Tube Fittings

### Straight

**3806**  
**3906**  
Page 1-121



### Straight - Inch

**3806**  
**3906**  
Page 1-121



### Elbow

**3802**  
**3902**  
Page 1-121



### Elbow - Inch

**3802**  
**3902**  
Page 1-121



### Tee

**3804**  
**3904**  
Page 1-121



### Tee - Inch

**3804**  
Page 1-122



## Bulkhead Connector Fittings

### Straight

**3816**  
**3916**  
Page 1-122



### Straight - Inch

**3816**  
**3916**  
Page 1-122



## Plug-In Fittings and Accessories

**3866**  
**3966**  
Reducer  
Page 1-123



**3826**  
Plug  
Page 1-123



## Accessories

**3800 70**  
Page 1-123



**0605**  
Page 1-123



**3000 70**  
Page 1-123



# LF 3800/LF 3900 Push-In Fittings

Parker Legris has developed two ranges of **stainless steel fittings (LF 3800 or LF 3900 in full 316L)** for conveying corrosive fluids in **aggressive environments**. These ranges provide two complementary levels of corrosion resistance and a **hygienic external design**.

## Product Advantages

### High Resistance to Aggressive Environments

LF 3800: excellent for conveying aggressive fluids  
 LF 3900: maximum chemical resistance to internal and external corrosion  
 Hygienic external design for reducing retention zones  
 Easy cleaning in situ  
 Proven gripping technology

### Wide Range of Applications

Perfect for permanent contact with foodstuffs  
 Compatible with frequent sterilization  
 Excellent in saline environments and outdoor applications  
 Resistant to industrial cleaning agents and detergents  
 Compatible with polymer and grooved stainless steel tubing  
 One fitting for many applications: optimised stock management

### Reliability & Safety

All-metal product allowing detection of all components  
 Full bore, with minimal pressure drop  
 Resistant to hammering, mechanical shock and impulse  
 Manual connection and disconnection, no tools required  
 100% leak-tested in production  
 Date coding to guarantee quality and traceability  
 IP 51 bulkhead: complete protection against ingress in food and non-food zones



**Applications**

Food Process  
 Paper Industry  
 Petrochemical  
 Pharmaceutical  
 Chemical  
 Medical

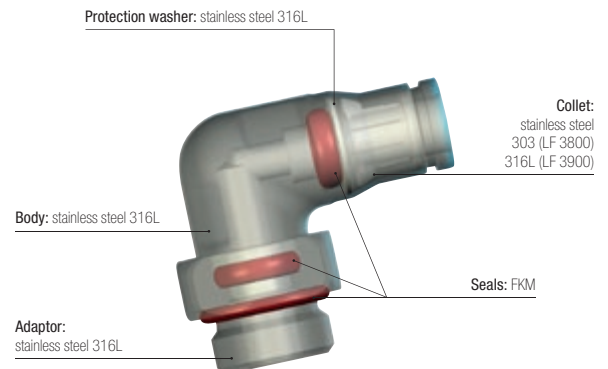
## Technical Characteristics

<b>Compatible Fluids</b>	All fluids compatible with the fitting and tubing component materials					
<b>Working Pressure</b>	Vacuum to 30 bar (20 bar: 3879/3979 and 3889/3989)					
<b>Working Temperature</b>	-25° to +150°C					

<b>Adaptor Tightening Torque</b>	Threads	M5x0.8	G1/8	G1/4	G3/8	G1/2
	daN.m	0.16	0.8	1.2	3	3.5
<b>Bulkhead Tightening Torque</b>	Ø (mm)	4	6	8	10	12
	daN.m min. max.	0.5 0.9	0.5 0.9	0.6 1	0.6 1	0.6 1

Reliable performance is dependent upon the type of fluid conveyed, component materials and tubing being used.  
 Use is guaranteed with a vacuum of 755 mm Hg (99% vacuum).  
 Technical performance tested at -25°C according to the ISO 14743 standard.

### Component Materials



### Silicone-free

### Regulations

ISO 14743 Pneumatic transmissions, push-in fittings for thermoplastic tubing  
 EN 45545-2: HL3, R22, R24, R25 classification can be attained when used with fireproof tubing  
 DI: 97/23/EC (PED)  
 DI: 2002/95/EC (RoHS), 2011/65/EC

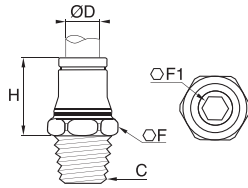
DI: 94/9/EC (ATEX)  
 RG: 1907/2006 (REACH)  
 UL94 V-0: Seal  
 RG: 21CFR (FDA)  
 RG: 1935/2004/EC  
 USDA NSF H1: Grease

# Stud Fittings

## 3805/3905 Stud Fitting, Male BSPT Thread



Stainless steel 316L, FKM



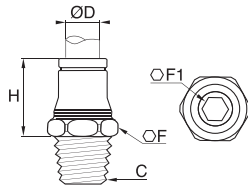
ØD	C			F	F1	H	Kg
4	R1/8	<a href="#">3805 04 10</a>	<a href="#">3905 04 10</a>	10	3	14.5	0.008
	R1/4	<a href="#">3805 04 13</a>	<a href="#">3905 04 13</a>	14	3	14.5	0.016
6	R1/8	<a href="#">3805 06 10</a>	<a href="#">3905 06 10</a>	13	4	18	0.012
	R1/4	<a href="#">3805 06 13</a>	<a href="#">3905 06 13</a>	14	4	16.5	0.018
8	R1/8	<a href="#">3805 08 10</a>	<a href="#">3905 08 10</a>	15	5	19	0.014
	R1/4	<a href="#">3805 08 13</a>	<a href="#">3905 08 13</a>	15	6	18	0.018
10	R3/8	<a href="#">3805 08 17</a>	<a href="#">3905 08 17</a>	17	6	18.5	0.025
	R1/4	<a href="#">3805 10 13</a>	<a href="#">3905 10 13</a>	19	6	24	0.029
	R3/8	<a href="#">3805 10 17</a>	<a href="#">3905 10 17</a>	19	6	22.5	0.030
	R1/4	<a href="#">3805 12 13</a>	<a href="#">3905 12 13</a>	22	7	25	0.034
12	R3/8	<a href="#">3805 12 17</a>	<a href="#">3905 12 17</a>	22	8	24	0.038
	R1/2	<a href="#">3805 12 21</a>	<a href="#">3905 12 21</a>	22	10	23	0.046

## 3805

### Stud Fitting, Male NPT Thread



Stainless steel 316L, FKM



ØD	C		F	F1	H	Kg
4	NPT1/8	<a href="#">3805 04 11</a>	11	3	14.5	0.009
6	NPT1/8	<a href="#">3805 06 11</a>	13	4	18	0.012
	NPT1/4	<a href="#">3805 06 14</a>	14	4	16.5	0.017
8	NPT1/8	<a href="#">3805 08 11</a>	15	5	19	0.015
	NPT1/4	<a href="#">3805 08 14</a>	15	6	18	0.018
10	NPT1/4	<a href="#">3805 10 14</a>	19	6	24	0.028
	NPT3/8	<a href="#">3805 10 18</a>	19	7	22.5	0.031
	NPT1/4	<a href="#">3805 12 14</a>	22	7	25	0.035
12	NPT3/8	<a href="#">3805 12 18</a>	22	8	24	0.039
	NPT1/2	<a href="#">3805 12 22</a>	22	10	23	0.045

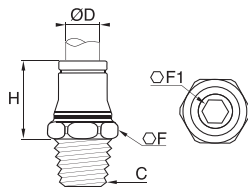
## 3805

### Stud Fitting, Male NPT Thread



Inch

Stainless steel 316L, FKM



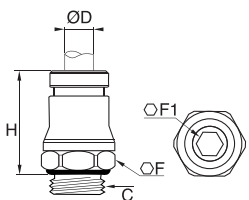
ØD	C		F	F1	H	Kg
3/16	NPT1/8	<a href="#">3805 55 11</a>	10	3	15.5	0.011
	NPT1/4	<a href="#">3805 55 14</a>	14	3	15.5	0.016
1/4	NPT1/8	<a href="#">3805 56 11</a>	13	4	19	0.012
	NPT1/4	<a href="#">3805 56 14</a>	14	4	17.5	0.018
3/8	NPT1/4	<a href="#">3805 60 14</a>	19	6	25	0.029
	NPT3/8	<a href="#">3805 60 18</a>	19	7	24	0.032
1/2	NPT1/4	<a href="#">3805 62 14</a>	22	7	26	0.036
	NPT3/8	<a href="#">3805 62 18</a>	22	8	25	0.041
	NPT1/2	<a href="#">3805 62 22</a>	22	10	25	0.050

5/32" (4 mm) and 5/16" (8 mm) also available

## 3801/3901 Stud Fitting, Male BSPP and Metric Thread



Stainless steel 316L, FKM



ØD	C			F	F1	H	Kg
4	M5x0.8	<a href="#">3801 04 19</a>	<a href="#">3901 04 19</a>	10	2.5	17	0.005
	G1/8	<a href="#">3801 04 10</a>	<a href="#">3901 04 10</a>	13	3	16.5	0.009
	M5x0.8	<a href="#">3801 06 19</a>	<a href="#">3901 06 19</a>	13	2.5	20.5	0.010
6	G1/8	<a href="#">3801 06 10</a>	<a href="#">3901 06 10</a>	13	4	18	0.010
	G1/4	<a href="#">3801 06 13</a>	<a href="#">3901 06 13</a>	17	4	18	0.015
	G1/8	<a href="#">3801 08 10</a>	<a href="#">3901 08 10</a>	15	5	19	0.013
8	G1/4	<a href="#">3801 08 13</a>	<a href="#">3901 08 13</a>	17	5	20.5	0.017
	G3/8	<a href="#">3801 08 17</a>	<a href="#">3901 08 17</a>	21	6	20	0.027
10	G1/4	<a href="#">3801 10 13</a>	<a href="#">3901 10 13</a>	19	7	25	0.025
	G3/8	<a href="#">3801 10 17</a>	<a href="#">3901 10 17</a>	21	7	25	0.035
12	G1/4	<a href="#">3801 12 13</a>	<a href="#">3901 12 13</a>	21	7	27	0.030
	G3/8	<a href="#">3801 12 17</a>	<a href="#">3901 12 17</a>	21	9	26.5	0.034

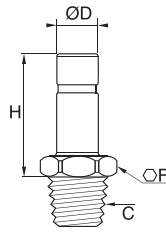
Other products are available upon request; please do not hesitate to consult us.

# Stud Fittings

## 3821/3921 Stud Standpipe, Male BSPT Thread



Stainless steel 316L

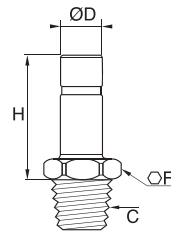


ØD	C			F	H	Kg
4	R1/8	<a href="#">3821 04 10</a>	<a href="#">3921 04 10</a>	10	21	0.006
	R1/8	<a href="#">3821 06 10</a>	<a href="#">3921 06 10</a>	10	23	0.007
6	R1/4	<a href="#">3821 06 13</a>	<a href="#">3921 06 13</a>	14	24	0.015
	R1/8	<a href="#">3821 08 10</a>	<a href="#">3921 08 10</a>	11	24	0.008
8	R1/4	<a href="#">3821 08 13</a>	<a href="#">3921 08 13</a>	14	25	0.016
	R1/4	<a href="#">3821 10 13</a>	<a href="#">3921 10 13</a>	19	30	0.017
10	R3/8	<a href="#">3821 10 17</a>	<a href="#">3921 10 17</a>	19	30	0.022
	R1/4	<a href="#">3821 12 13</a>	<a href="#">3921 12 13</a>	19	31	0.018
12	R3/8	<a href="#">3821 12 17</a>	<a href="#">3921 12 17</a>	19	31	0.022
	R1/2	<a href="#">3821 12 21</a>	<a href="#">3921 12 21</a>	22	32	0.040

## 3821/3921 Stud Standpipe, Male NPT Thread



Stainless steel 316L



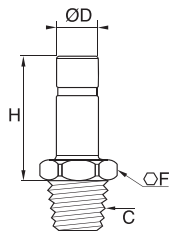
ØD	C			F	H	Kg
4	NPT1/8	<a href="#">3821 04 11</a>	<a href="#">3921 04 11</a>	10	21	0.006
	NPT1/8	<a href="#">3821 06 11</a>	<a href="#">3921 06 11</a>	10	23	0.007
6	NPT1/4	<a href="#">3821 06 14</a>	<a href="#">3921 06 14</a>	14	24	0.016
	NPT1/8	<a href="#">3821 08 11</a>	<a href="#">3921 08 11</a>	14	24	0.010
8	NPT1/4	<a href="#">3821 08 14</a>	<a href="#">3921 08 14</a>	14	25	0.016
	NPT1/4	<a href="#">3821 10 14</a>	<a href="#">3921 10 14</a>	14	30	0.017
10	NPT3/8	<a href="#">3821 10 18</a>	<a href="#">3921 10 18</a>	17	30	0.010
	NPT1/4	<a href="#">3821 12 14</a>	<a href="#">3921 12 14</a>	14	31	0.018
12	NPT3/8	<a href="#">3821 12 18</a>	<a href="#">3921 12 18</a>	17	31	0.026
	NPT1/2	<a href="#">3821 12 22</a>	<a href="#">3921 12 22</a>	22	32	0.050

## 3821 Stud Standpipe, Male NPT Thread



Inch

Stainless steel 316L



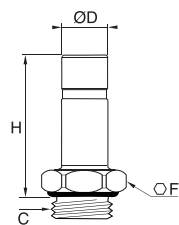
ØD	C		F	H	Kg
3/16	NPT1/8	<a href="#">3821 55 11</a>	10	25	0.009
	NPT1/8	<a href="#">3821 56 11</a>	10	26	0.009
1/4	NPT1/4	<a href="#">3821 56 14</a>	14	27	0.016
	NPT1/4	<a href="#">3821 60 14</a>	19	32	0.019
3/8	NPT3/8	<a href="#">3821 60 18</a>	19	32	0.029
	NPT1/4	<a href="#">3821 62 14</a>	19	36	0.033
1/2	NPT3/8	<a href="#">3821 62 18</a>	19	37	0.025
	NPT1/2	<a href="#">3821 62 22</a>	22	37	0.042

5/32"(4 mm) and 5/16"(8 mm) also available

## 3831/3931 Stud Standpipe, Male BSPP and Metric Thread



Stainless steel 316L, FKM



ØD	C			F	H	K	Kg
4	M5x0.8	<a href="#">3831 04 19</a>	<a href="#">3931 04 19</a>	7	23.5	8	0.004
	G1/8	<a href="#">3831 04 10</a>	<a href="#">3931 04 10</a>	13	22	14	0.008
6	G1/4	<a href="#">3831 04 13</a>	<a href="#">3931 04 13</a>	17	22	18.5	0.016
	G1/8	<a href="#">3831 06 10</a>	<a href="#">3931 06 10</a>	13	24	14	0.009
8	G1/4	<a href="#">3831 06 13</a>	<a href="#">3931 06 13</a>	17	24	18.5	0.015
	G1/8	<a href="#">3831 08 10</a>	<a href="#">3931 08 10</a>	13	25	14	0.010
10	G1/4	<a href="#">3831 08 13</a>	<a href="#">3931 08 13</a>	17	27	18.5	0.019
	G3/8	<a href="#">3831 08 17</a>	<a href="#">3931 08 17</a>	21	27	23	0.024
12	G1/4	<a href="#">3831 10 13</a>	<a href="#">3931 10 13</a>	17	32	18.5	0.020
	G3/8	<a href="#">3831 10 17</a>	<a href="#">3931 10 17</a>	21	27	23	0.025
12	G1/4	<a href="#">3831 12 13</a>	<a href="#">3931 12 13</a>	17	33	18.5	0.021
	G3/8	<a href="#">3831 12 17</a>	<a href="#">3931 12 17</a>	21	33	23	0.028
	G1/2	<a href="#">3831 12 21</a>	<a href="#">3931 12 21</a>	24	36	26	0.043

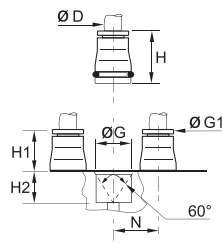
LF 3800 : 316L stainless steel (body) with 303 stainless steel collet, FKM seals  
 LF 3900 : full 316L, FKM seals

# Stud Fittings

## 3800/3900 One-Piece Cartridge



Stainless steel 316L, FKM



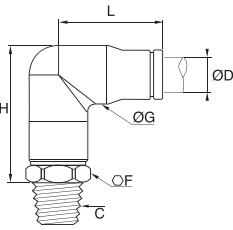
ØD			G	G1	H	H1	H2	N	Kg
4	<a href="#">3800 04 00</a>	<a href="#">3900 04 00</a>	9.8	8	17	8.5	8.5	11	0.006
6	<a href="#">3800 06 00</a>	<a href="#">3900 06 00</a>	12.1	10	19	10.5	8.5	13.5	0.008
8	<a href="#">3800 08 00</a>	<a href="#">3900 08 00</a>	14.8	13	21	12.5	8.5	16	0.012
10	<a href="#">3800 10 00</a>	<a href="#">3900 10 00</a>	17.5	15	24.5	14	10.5	20	0.019
12	<a href="#">3800 12 00</a>	<a href="#">3900 12 00</a>	20	17	25	14.5	10.5	22.5	0.022

3800: collet in stainless steel 303  
 3900: collet in stainless steel 316L  
 Cavity dimensions are available in chapter 2.

## 3809/3909 Stud Elbow, Male BSPT Thread



Stainless steel 316L, FKM



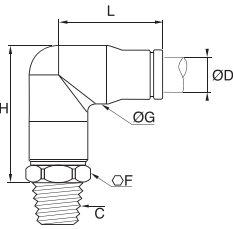
ØD	C			F	G	H	L	Kg
4	R1/8	<a href="#">3809 04 10</a>	<a href="#">3909 04 10</a>	10	10	23.5	16.5	0.020
	R1/8	<a href="#">3809 06 10</a>	<a href="#">3909 06 10</a>	13	12	27.5	20	0.031
6	R1/4	<a href="#">3809 06 13</a>	<a href="#">3909 06 13</a>	14	12	27.5	25	0.036
	R1/8	<a href="#">3809 08 10</a>	<a href="#">3909 08 10</a>	14	15	32	25	0.040
8	R1/4	<a href="#">3809 08 13</a>	<a href="#">3909 08 13</a>	14	14.5	34	25	0.045
	R1/4	<a href="#">3809 10 13</a>	<a href="#">3909 10 13</a>	19	17.5	37.5	27.5	0.069
10	R3/8	<a href="#">3809 10 17</a>	<a href="#">3909 10 17</a>	19	17.5	37.5	27.5	0.070

The body swivels for positioning purposes.

## 3809 Stud Elbow, Male NPT Thread



Stainless steel 316L, FKM



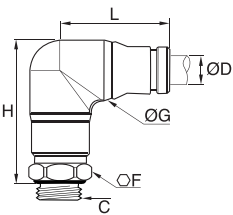
ØD	C		F	G	H	L	Kg
4	NPT1/8	<a href="#">3809 04 11</a>	11	10	25.5	18.5	0.021
	NPT1/8	<a href="#">3809 06 11</a>	13	12.5	29	22.5	0.031
6	NPT1/4	<a href="#">3809 06 14</a>	14	12.5	29	22.5	0.036
	NPT1/8	<a href="#">3809 08 11</a>	14	15	34	24	0.040
8	NPT1/4	<a href="#">3809 08 14</a>	14	15	34	24	0.045
	NPT1/4	<a href="#">3809 10 14</a>	19	17.5	39.5	30	0.068
10	NPT3/8	<a href="#">3809 10 18</a>	19	17.5	39.5	30	0.071

The body swivels for positioning purposes.

## 3899/3999 Stud Elbow, Male BSPP and Metric Thread



Stainless steel 316L, FKM




ØD	C			F	G	H	L	Kg
4	M5x0.8	<a href="#">3899 04 19</a>	<a href="#">3999 04 19</a>	10	10	26	18	0.020
	G1/8	<a href="#">3899 04 10</a>	<a href="#">3999 04 10</a>	13	10	27	19	0.022
	G1/4	<a href="#">3899 04 13</a>	<a href="#">3999 04 13</a>	17	10	27	19	0.018
6	M5x0.8	<a href="#">3899 06 19</a>	<a href="#">3999 06 19</a>	13	12	33	24	0.031
	G1/8	<a href="#">3899 06 10</a>	<a href="#">3999 06 10</a>	6	12	33	24	0.031
	G1/4	<a href="#">3899 06 13</a>	<a href="#">3999 06 13</a>	17	12	32	24	0.036
8	G1/8	<a href="#">3899 08 10</a>	<a href="#">3999 08 10</a>	14	15	35	25	0.039
	G1/4	<a href="#">3899 08 13</a>	<a href="#">3999 08 13</a>	17	15	35	25	0.044
	G3/8	<a href="#">3899 08 17</a>	<a href="#">3999 08 17</a>	21	15	34.5	25	0.049
10	G1/4	<a href="#">3899 10 13</a>	<a href="#">3999 10 13</a>	19	17	43	31	0.067
	G3/8	<a href="#">3899 10 17</a>	<a href="#">3999 10 17</a>	21	17	42	31	0.072

The body swivels for positioning purposes.

Stud standpipe 3821, 3921, 3831, 3931 can be used as illustrated, allowing:

- stock optimisation
- installation of tees and elbows where required



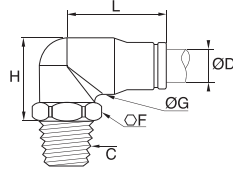
# Stud Fittings

## 3889/3989

### Compact Stud Elbow, Male BSPT Thread



Stainless steel 316L, FKM



ØD	C			F	G	H	L	Kg
4	R1/8	<a href="#">3889 04 10</a>	<a href="#">3989 04 10</a>	13	10	18	17	0.019
	R1/4	<a href="#">3889 04 13</a>	<a href="#">3989 04 13</a>	17	10	19.5	16.5	0.018
6	R1/8	<a href="#">3889 06 10</a>	<a href="#">3989 06 10</a>	13	12	21.5	20.5	0.026
	R1/4	<a href="#">3889 06 13</a>	<a href="#">3989 06 13</a>	14	12	21.5	20.5	0.032
8	R1/8	<a href="#">3889 08 10</a>	<a href="#">3989 08 10</a>	14	15	24	22	0.035
	R1/4	<a href="#">3889 08 13</a>	<a href="#">3989 08 13</a>	14	15	24	22	0.035
10	R1/4	<a href="#">3889 10 13</a>	<a href="#">3989 10 13</a>	17	17.5	28.5	27.5	0.057
	R3/8	<a href="#">3889 10 17</a>	<a href="#">3989 10 17</a>	19	17.5	28.5	27.5	0.067
12	R1/4	<a href="#">3889 12 13</a>	<a href="#">3989 12 13</a>	22	20	33.5	30	0.088
	R3/8	<a href="#">3889 12 17</a>	<a href="#">3989 12 17</a>	22	20	33.5	30	0.090
	R1/2	<a href="#">3889 12 21</a>	<a href="#">3989 12 21</a>	22	20	33.5	33	0.097

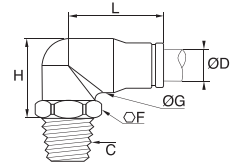
The body swivels for positioning purposes.  
Max. 20 bar

## 3889

### Compact Male Stud Elbow, Male NPT Thread



Stainless steel 316L, FKM



ØD	C		F	G	H	L	Kg
4	NPT1/8	<a href="#">3889 04 11</a>	13	10	17.5	19	0.020
6	NPT1/8	<a href="#">3889 06 11</a>	13	12.5	20	22.5	0.026
	NPT1/4	<a href="#">3889 06 14</a>	14	12.5	20	22.5	0.034
8	NPT1/8	<a href="#">3889 08 11</a>	13	15	25	24	0.035
	NPT1/4	<a href="#">3889 08 14</a>	14	15	24	24	0.036
10	NPT1/4	<a href="#">3889 10 14</a>	17	17.5	27.5	27.5	0.059
	NPT3/8	<a href="#">3889 10 18</a>	19	17.5	28.5	26.5	0.067
12	NPT1/4	<a href="#">3889 12 14</a>	22	20	31.5	32.5	0.086
	NPT3/8	<a href="#">3889 12 18</a>	22	20	32.5	32.5	0.089
	NPT1/2	<a href="#">3889 12 22</a>	22	20	27.5	32.5	0.098

The body swivels for positioning purposes.  
Max. 20 bar

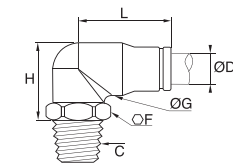
## 3889

### Compact Stud Elbow, Male NPT Thread



Inch

Stainless steel 316L, FKM



ØD	C		F	G	H	L	Kg
3/16	NPT1/8	<a href="#">3889 55 11</a>	10	10	21	20	0.020
	NPT1/4	<a href="#">3889 55 14</a>	14	10	21	20	0.025
1/4	NPT1/8	<a href="#">3889 56 11</a>	13	12	22	23	0.025
	NPT1/4	<a href="#">3889 56 14</a>	14	12	22	23	0.033
3/8	NPT1/4	<a href="#">3889 60 14</a>	17	17.5	28	30.5	0.059
	NPT3/8	<a href="#">3889 60 18</a>	19	17.5	28	30.5	0.067
1/2	NPT1/4	<a href="#">3889 62 14</a>	22	20	34	33	0.089
	NPT3/8	<a href="#">3889 62 18</a>	22	20	34	33	0.089
	NPT1/2	<a href="#">3889 62 22</a>	22	20	27	33	0.091

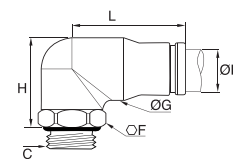
The body swivels for positioning purposes.  
5/32" (4 mm) and 5/16" (8 mm) also available.  
Max. 20 bar

## 3879/3979

### Compact Stud Elbow, Male BSPP Thread



FKM, stainless steel 316L



ØD	C			F	G	H	L	Kg
4	G1/8	<a href="#">3879 04 10</a>	<a href="#">3979 04 10</a>	10	11	22	19	0.021
	G1/4	<a href="#">3879 04 13</a>	<a href="#">3979 04 13</a>	17	11	20	19	0.027
6	G1/8	<a href="#">3879 06 10</a>	<a href="#">3979 06 10</a>	13	12	24	24	0.029
	G1/4	<a href="#">3879 06 13</a>	<a href="#">3979 06 13</a>	17	12	22	24	0.034
8	G1/8	<a href="#">3879 08 10</a>	<a href="#">3979 08 10</a>	13	15	25	25	0.035
	G1/4	<a href="#">3879 08 13</a>	<a href="#">3979 08 13</a>	17	15	25	25	0.039
	G3/8	<a href="#">3879 08 17</a>	<a href="#">3979 08 17</a>	21	15	23	25	0.047
10	G1/4	<a href="#">3879 10 13</a>	<a href="#">3979 10 13</a>	18	17	43	31	0.058
	G3/8	<a href="#">3879 10 17</a>	<a href="#">3979 10 17</a>	21	17	40	31	0.066
12	G1/4	<a href="#">3879 12 13</a>	<a href="#">3979 12 13</a>	17	20	33	33	0.077
	G3/8	<a href="#">3879 12 17</a>	<a href="#">3979 12 17</a>	21	20	33	33	0.082
	G1/2	<a href="#">3879 12 21</a>	<a href="#">3979 12 21</a>	24	20	30	33	0.097

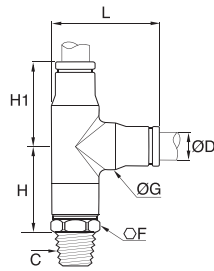
The body swivels for positioning purposes.  
Max. 20 bar

# Stud Fittings

## 3803/3903 Stud Run Tee, Male BSPT Thread



Stainless steel 316L, FKM



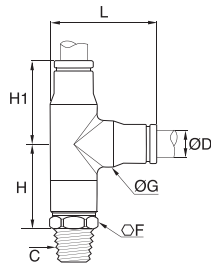
ØD	C			F	G	H	H1	L	Kg
4	R1/8	<a href="#">3803 04 10</a>	<a href="#">3903 04 10</a>	10	10	19	17	22	0.020
	R1/8	<a href="#">3803 06 10</a>	<a href="#">3903 06 10</a>	13	12	22	20	26.5	0.038
6	R1/4	<a href="#">3803 06 13</a>	<a href="#">3903 06 13</a>	14	15	22	20	27	0.035
	R1/8	<a href="#">3803 08 10</a>	<a href="#">3903 08 10</a>	14	15	24	23	31	0.049
8	R1/4	<a href="#">3803 08 13</a>	<a href="#">3903 08 13</a>	14	15	24	23	31	0.055
	R1/4	<a href="#">3803 10 13</a>	<a href="#">3903 10 13</a>	19	17.5	30	29	38	0.070
10	R3/8	<a href="#">3803 10 17</a>	<a href="#">3903 10 17</a>	19	17.5	30	29	38	0.083

The body swivels for positioning purposes.

## 3803 Stud Run Tee, Male NPT Thread



Stainless steel 316L, FKM



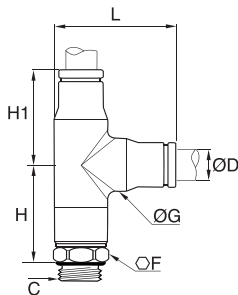
ØD	C			F	G	H	H1	L	Kg
4	NPT1/8	<a href="#">3803 04 11</a>		11	10	21	19	25	0.021
	NPT1/8	<a href="#">3803 06 11</a>		13	12	24	21	27	0.038
6	NPT1/4	<a href="#">3803 06 14</a>		14	12	24	21	27.5	0.037
	NPT1/8	<a href="#">3803 08 11</a>		14	15	26.5	24	30.5	0.050
8	NPT1/4	<a href="#">3803 08 14</a>		14	15	26.5	24	30.5	0.048
	NPT1/4	<a href="#">3803 10 14</a>		19	17.5	31	29.5	37.5	0.082

The body swivels for positioning purposes.

## 3893/3993 Stud Run Tee, Male BSPP and Metric Thread



Stainless steel 316L, FKM



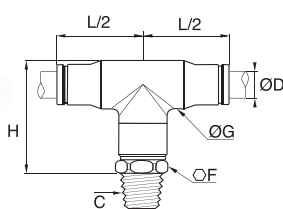
ØD	C			F	G	H	H1	L	Kg
4	M5x0.8	<a href="#">3893 04 19</a>	<a href="#">3993 04 19</a>	10	11	21.5	19	24.5	0.023
	G1/8	<a href="#">3893 04 10</a>	<a href="#">3993 04 10</a>	13	11	21.5	19	24.5	0.026
	G1/4	<a href="#">3893 04 13</a>	<a href="#">3993 04 13</a>	17	11	22	19	28	0.033
6	G1/8	<a href="#">3893 06 10</a>	<a href="#">3993 06 10</a>	13	12	26.5	24	30	0.038
	G1/4	<a href="#">3893 06 13</a>	<a href="#">3993 06 13</a>	17	12	26	24	32	0.043
8	G1/8	<a href="#">3893 08 10</a>	<a href="#">3993 08 10</a>	14	15	27.5	25	32	0.049
	G1/8	<a href="#">3893 08 13</a>	<a href="#">3993 08 13</a>	17	15	28	25	33.5	0.053
10	G3/8	<a href="#">3893 08 17</a>	<a href="#">3993 08 17</a>	21	15	27	25	35.5	0.094
	G1/4	<a href="#">3893 10 13</a>	<a href="#">3993 10 13</a>	19	17	34	31	39	0.081
	G3/8	<a href="#">3893 10 17</a>	<a href="#">3993 10 17</a>	21	17	35.5	31	39.5	0.082

The body swivels for positioning purposes.

## 3808/3908 Stud Branch Tee, Male BSPT Thread



Stainless steel 316L, FKM



ØD	C			F	G	H	L/2	Kg
4	R1/8	<a href="#">3808 04 10</a>	<a href="#">3908 04 10</a>	10	10	23.5	19	0.020
	R1/8	<a href="#">3808 06 10</a>	<a href="#">3908 06 10</a>	13	12	27.5	24	0.038
6	R1/4	<a href="#">3808 06 13</a>	<a href="#">3908 06 13</a>	14	12	27.5	24	0.044
	R1/8	<a href="#">3808 08 10</a>	<a href="#">3908 08 10</a>	14	15	32	25	0.049
8	R1/4	<a href="#">3808 08 13</a>	<a href="#">3908 08 13</a>	14	15	32	25	0.055
	R3/8	<a href="#">3808 08 17</a>	<a href="#">3908 08 17</a>	19	15	33	25	0.068
10	R1/4	<a href="#">3808 10 13</a>	<a href="#">3908 10 13</a>	19	17.5	37.5	31	0.082
	R3/8	<a href="#">3808 10 17</a>	<a href="#">3908 10 17</a>	19	17.5	37.5	31	0.083

The body swivels for positioning purposes.

These models enable compact connection for elbow outlets, thus allowing space saving.



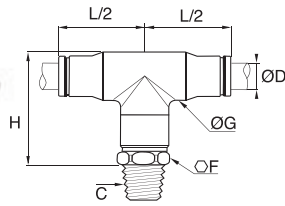
# Stud Fittings

## 3808

### Stud Branch Tee, Male BSPT Thread



Stainless steel 316L, FKM



ØD	C		F	G	H	L/2	Kg
4	NPT1/8	<a href="#">3808 04 11</a>	11	10	22	19	0.026
6	NPT1/8	<a href="#">3808 06 11</a>	13	12.5	30	24	0.031
	NPT1/4	<a href="#">3808 06 14</a>	14	12.5	30	24	0.044
8	NPT1/8	<a href="#">3808 08 11</a>	14	15	34	25	0.042
	NPT1/4	<a href="#">3808 08 14</a>	14	15	34	25	0.054
10	NPT1/4	<a href="#">3808 10 14</a>	19	17.5	40	31	0.082
	NPT3/8	<a href="#">3808 10 18</a>	19	17.5	40	31	0.084

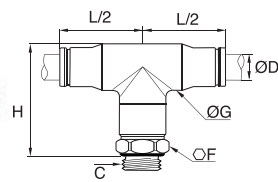
The body swivels for positioning purposes.

## 3898/3998

### Stud Branch Tee, Male BSPP and Metric Thread



Stainless steel 316L, FKM



ØD	C			F	G	H	L/2	Kg
4	M5x0.8	<a href="#">3898 04 19</a>	<a href="#">3998 04 19</a>	10	11	27	19	0.024
	G1/8	<a href="#">3898 04 10</a>	<a href="#">3998 04 10</a>	13	11	27	19	0.026
	G1/4	<a href="#">3898 04 13</a>	<a href="#">3998 04 13</a>	17	11	27	19	0.032
6	M5x0.8	<a href="#">3898 06 19</a>	<a href="#">3998 06 19</a>	13	12	33.5	24	0.038
	G1/8	<a href="#">3898 06 10</a>	<a href="#">3998 06 10</a>	13	12	33	24	0.038
	G1/4	<a href="#">3898 06 13</a>	<a href="#">3998 06 13</a>	17	12	32	24	0.043
8	G1/8	<a href="#">3898 08 10</a>	<a href="#">3998 08 10</a>	14	15	35	25	0.051
	G1/4	<a href="#">3898 08 13</a>	<a href="#">3998 08 13</a>	17	15	35	25	0.053
	G3/8	<a href="#">3898 08 17</a>	<a href="#">3998 08 17</a>	21	15	34.5	25	0.058
10	G1/4	<a href="#">3898 10 13</a>	<a href="#">3998 10 13</a>	19	17	43	31	0.082
	G3/8	<a href="#">3898 10 17</a>	<a href="#">3998 10 17</a>	21	17	41	31	0.087

The body swivels for positioning purposes.

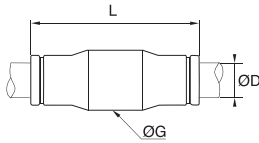
LF 3800 : 316L stainless steel (body) with 303 stainless steel collet, FKM seals  
 LF 3900 : full 316L, FKM seals

# Tube-to-Tube Fittings

## 3806/3906 Equal Straight Connector



Stainless steel 316L, FKM



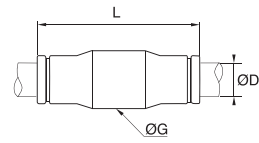
ØD			G	L	Kg
4	<a href="#">3806 04 00</a>	<a href="#">3906 04 00</a>	10	29	0.009
6	<a href="#">3806 06 00</a>	<a href="#">3906 06 00</a>	12	34	0.015
8	<a href="#">3806 08 00</a>	<a href="#">3906 08 00</a>	15	36	0.019
10	<a href="#">3806 10 00</a>	<a href="#">3906 10 00</a>	17.5	45	0.033
12	<a href="#">3806 12 00</a>	<a href="#">3906 12 00</a>	20	46.5	0.040

## 3806/3906 Equal Straight Connector



Inch

Stainless steel 316L, FKM



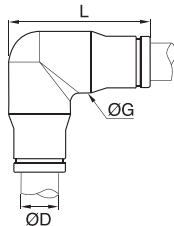
ØD			G	L	Kg
3/16	<a href="#">3806 55 00</a>	<a href="#">3906 55 00</a>	11	31	0.010
1/4	<a href="#">3806 56 00</a>	<a href="#">3906 56 00</a>	12	36	0.015
3/8	<a href="#">3806 60 00</a>	<a href="#">3906 60 00</a>	17	47	0.030
1/2	<a href="#">3806 62 00</a>	<a href="#">3906 62 00</a>	20	48	0.039

5/32" (4 mm) and 5/16" (8 mm) also available

## 3802/3902 Equal Stud Elbow



Stainless steel 316L, FKM



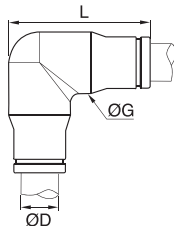
ØD			G	L	Kg
4	<a href="#">3802 04 00</a>	<a href="#">3902 04 00</a>	10	21.5	0.015
6	<a href="#">3802 06 00</a>	<a href="#">3902 06 00</a>	12	26.5	0.024
8	<a href="#">3802 08 00</a>	<a href="#">3902 08 00</a>	15	29.5	0.031
10	<a href="#">3802 10 00</a>	<a href="#">3902 10 00</a>	17.5	36.5	0.050
12	<a href="#">3802 12 00</a>	<a href="#">3902 12 00</a>	20	40	0.072

## 3802/3902 Equal Stud Elbow,



Inch

Stainless steel 316L, FKM



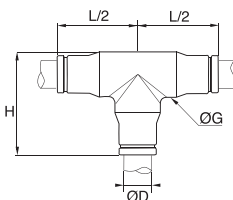
ØD			G	L	Kg
3/16	<a href="#">3802 55 00</a>	<a href="#">3902 55 00</a>	11	25	0.011
1/4	<a href="#">3802 56 00</a>	<a href="#">3902 56 00</a>	12	29	0.024
3/8	<a href="#">3802 60 00</a>	<a href="#">3902 60 00</a>	17	38	0.047
1/2	<a href="#">3802 62 00</a>	<a href="#">3902 62 00</a>	20	43	0.071

5/32" (4 mm) and 5/16" (8 mm) also available

## 3804/3904 Equal Tee



Stainless steel 316L, FKM



ØD			G	H	L/2	Kg
4	<a href="#">3804 04 00</a>	<a href="#">3904 04 00</a>	10	22	19	0.020
6	<a href="#">3804 06 00</a>	<a href="#">3904 06 00</a>	12	26	24	0.031
8	<a href="#">3804 08 00</a>	<a href="#">3904 08 00</a>	15	29.5	25	0.040
10	<a href="#">3804 10 00</a>	<a href="#">3904 10 00</a>	17.5	36.5	31	0.064
12	<a href="#">3804 12 00</a>	<a href="#">3904 12 00</a>	20	40	33	0.088

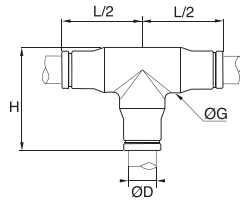
# Bulkhead Connector Fittings

## 3804/3904

### Equal Tee



Stainless steel 316L, FKM



ØD			G	H	L/2	Kg
3/16	3804 55 00	3904 55 00	11	25	20	0.017
1/4	3804 56 00	3904 56 00	12	30	23	0.031
3/8	3804 60 00	3904 60 00	17	38	29	0.059
1/2	3804 62 00	3904 62 00	20	43	33	0.089

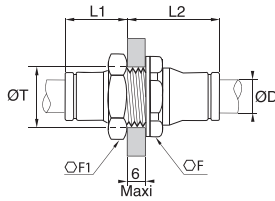
5/32" (4 mm) and 5/16" (8 mm) also available

## 3816/3916

### Equal Bulkhead Connector



Stainless steel 316L, FKM



ØD			F	F1	L1	L2	ØT	Kg
4	3816 04 00	3916 04 00	13	14	13.5	19.5	13	0.017
6	3816 06 00	3916 06 00	17	17	16.5	21.5	14	0.027
8	3816 08 00	3916 08 00	19	19	18	24	16	0.034
10	3816 10 00	3916 10 00	22	22	21.5	27.5	21	0.049
12	3816 12 00	3916 12 00	24	24	24	29	23	0.059

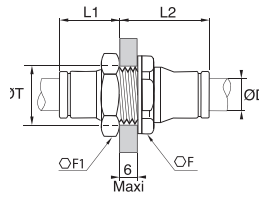
IP55 sealing

## 3816/3916

### Equal Bulkhead Connector



Stainless steel 316L, FKM



ØD			F	F1	L1	L2	ØT	Kg
3/16	3816 55 00	3916 55 00	17	13	15	18	12.5	0.017
1/4	3816 56 00	3916 56 00	19	17	19	21	15	0.026
3/8	3816 60 00	3916 60 00	22	22	22	27	21	0.052
1/2	3816 62 00	3916 62 00	27	27	25	28	25	0.076

IP55 sealing

5/32" (4 mm) and 5/16" (8 mm) also available

LF 3800/LF 3900 push-in fittings allow connection with several types of Parker Legris tubing shown in Chapter 3 of this catalogue, "Technical Tubing and Hose":

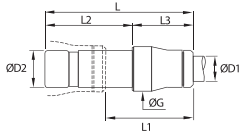
- PFA tubing
- Fluoropolymer tubing
- Polyethylene tubing
- Semi-rigid polyamide and flexible Crystal polyurethane tubing

# Plug-In Fittings and Accessories

## 3866/3966 Push-In Reducer



Stainless steel 316L, FKM

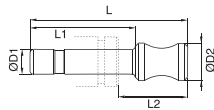


ØD1	ØD2			G	L	L1	L2	L3	Kg
4	6	<a href="#">3866 04 06</a>	<a href="#">3966 04 06</a>	10	35	19	19	16	0.009
	8	<a href="#">3866 04 08</a>	<a href="#">3966 04 08</a>	10	34	17	20	14	0.011
6	8	<a href="#">3866 06 08</a>	<a href="#">3966 06 08</a>	12	42	24	23	19	0.015
	10	<a href="#">3866 06 10</a>	<a href="#">3966 06 10</a>	12	41	19	25	16	0.019
8	10	<a href="#">3866 08 10</a>	<a href="#">3966 08 10</a>	15	45	22.5	25	20	0.020
	12	<a href="#">3866 08 12</a>	<a href="#">3966 08 12</a>	15	43	20	26	17	0.025
10	12	<a href="#">3866 10 12</a>	<a href="#">3966 10 12</a>	17	50	23	26	24	0.029

## 3826 Blanking Plug



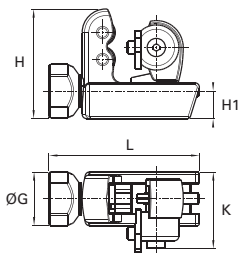
Stainless steel 316L



ØD1	ØD2		L	L1	L2	Kg
4	6	<a href="#">3826 04 00</a>	25	17	11	0.003
6	8	<a href="#">3826 06 00</a>	30.4	19.5	13.5	0.007
8	10	<a href="#">3826 08 00</a>	33	20	14	0.014
10	12	<a href="#">3826 10 00</a>	40	25	17	0.025
12	14	<a href="#">3826 12 00</a>	43	26	19	0.038

## 3800 Pre-Grooving Tool for Metallic Tubing

Treated steel



	G	H	H1	K	L	Kg
<a href="#">3800 70 00</a>	25	51	13	36	70	0.326

This tool correctly pre-grooves 4-12 mm O.D. and 3/16"-1/2" O.D. stainless steel tubing, to ensure that the LF 3800/LF 3900 collet grips the tube securely.

## 0605 Fluoropolymer Tape

FKM

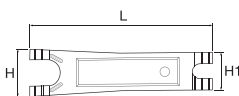


	Kg
<a href="#">0605 12 12</a>	0.012

Can be used for temperatures from - 250°C to +260°C.  
Chemically inert and resistant to gases, acids, solvents, hydrocarbons, oils, alkalines, steam etc.  
Non-toxic, waterproof, self-lubricating.  
In accordance with CFR21.  
Can be used on all materials.  
Used to facilitate the preparation of leak-free threaded joints.  
Supplied on a reel, length = 12 m, width = 12.7 mm, thickness 0.08 mm.

## 3000 70 Dismounting Tool

Treated steel



	H	H1	L	Kg
<a href="#">3000 70 00</a>	25	20	96	0.021

For dismantling LF 3000® tubing/fittings where access is difficult, we recommend the use of this dismounting tool.